

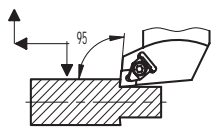
KNITEK





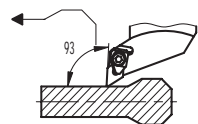
**HSK KLEMMHALTER UND WERKZEUGHALTER (ICTM STANDARD)
HSK HOLDERS AND TOOLHOLDERS (ICTM STANDARD)
OUTILS ET PORTE-OUTILS AVEC ATTACHEMENT HSK (ICTM STANDARD)
UTENSILI E PORTAUTENSILI CON ATTACCO HSK (ICTM STANDARD)**





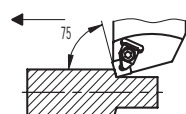
DCLN

Page 397



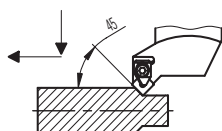
DDJN

Page 397



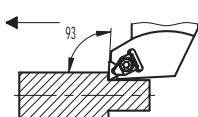
DSBN

Page 398



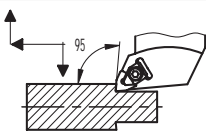
DSSN

Page 398



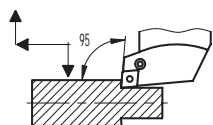
DTJN

Page 399



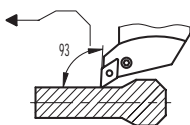
DWLN

Page 399



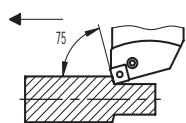
PCLN

Page 400



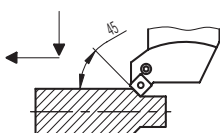
PDJN

Page 400



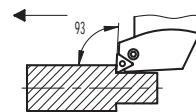
PSBN

Page 401



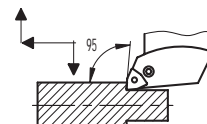
PSSN

Page 401



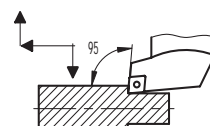
PTJN

Page 402



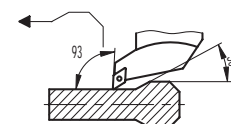
PWLN

Page 402



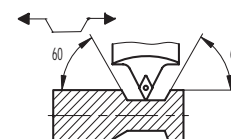
SCLC

Page 403



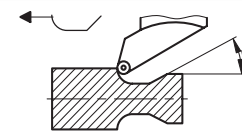
SDJC

Page 403



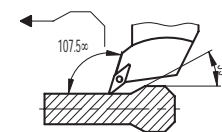
SDNC

Page 404



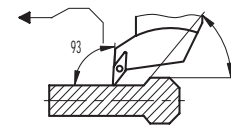
SRGC

Page 404



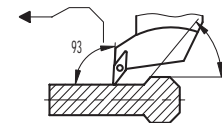
SVHC

Page 405



SVJC

Page 405



SVJB

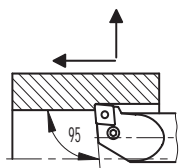
Page 406



THE

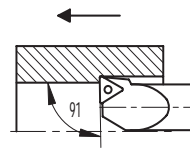
Page 406

BOHRSTANGE FÜR DIE INNENBEARBEITUNG BARRES D'ALEPAGE INTERIEURS
 INTERNAL (I.D.) BORING BARS BARENI PER INTERNI



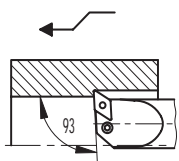
PCLN

Page 407



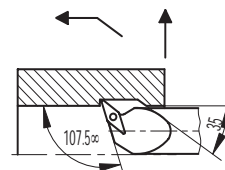
STFC

Page 413



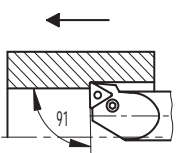
PDUN

Page 408



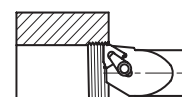
SVQB

Page 414



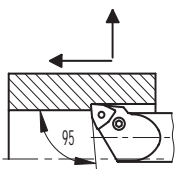
PTFN

Page 409



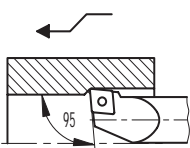
THE

Page 415



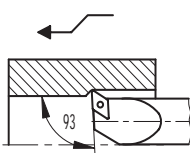
PWLN

Page 410



SCLC

Page 411

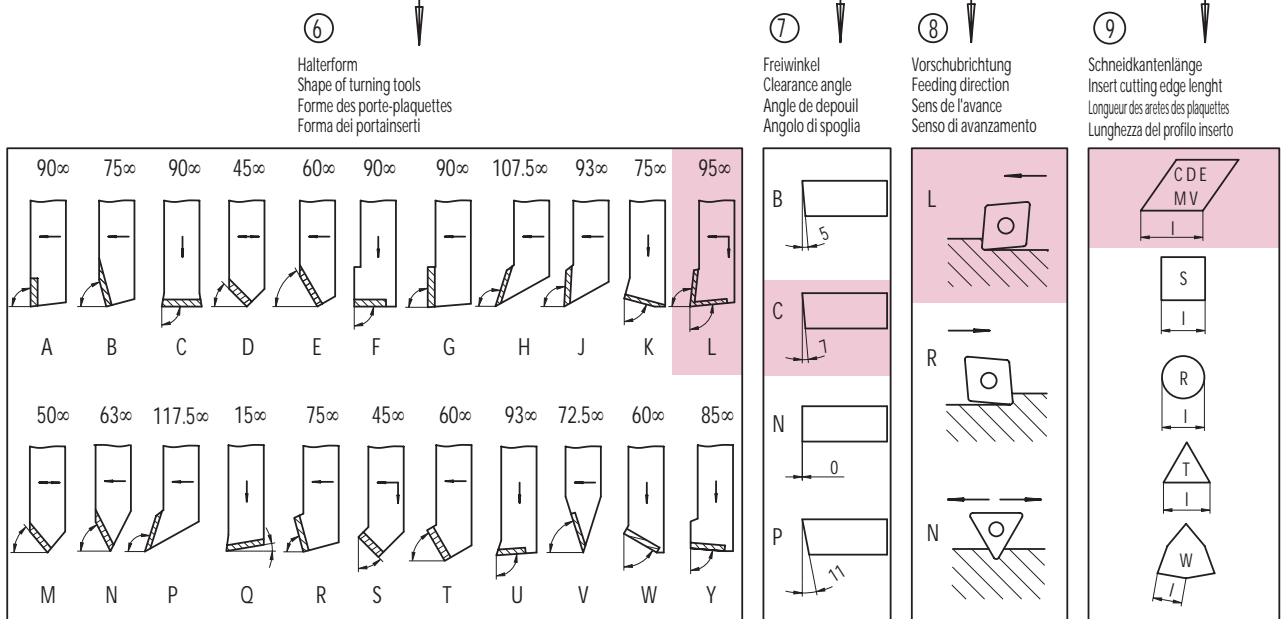
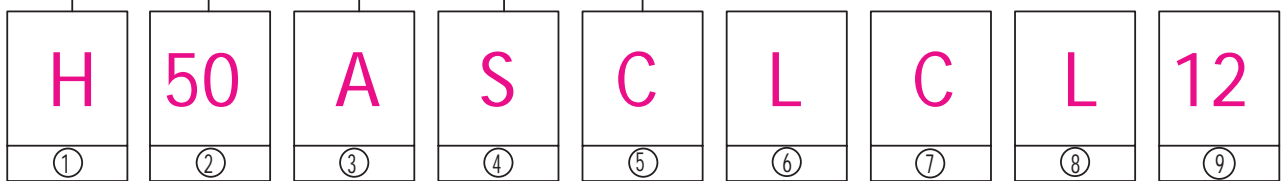
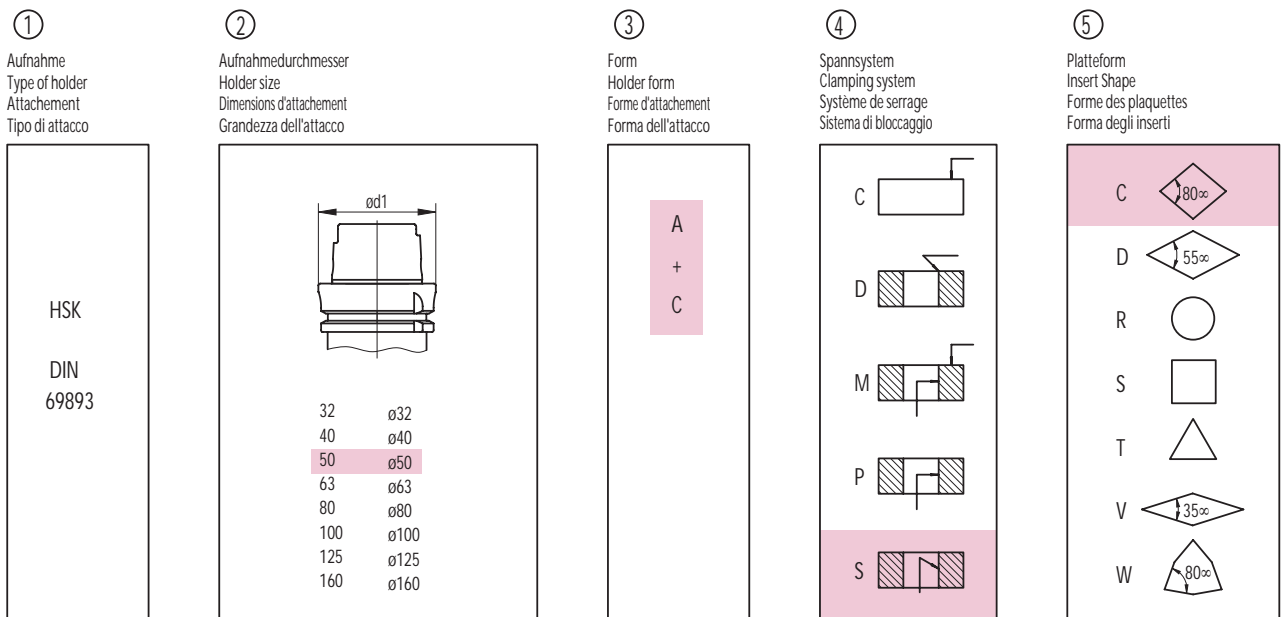


SDUC

Page 412

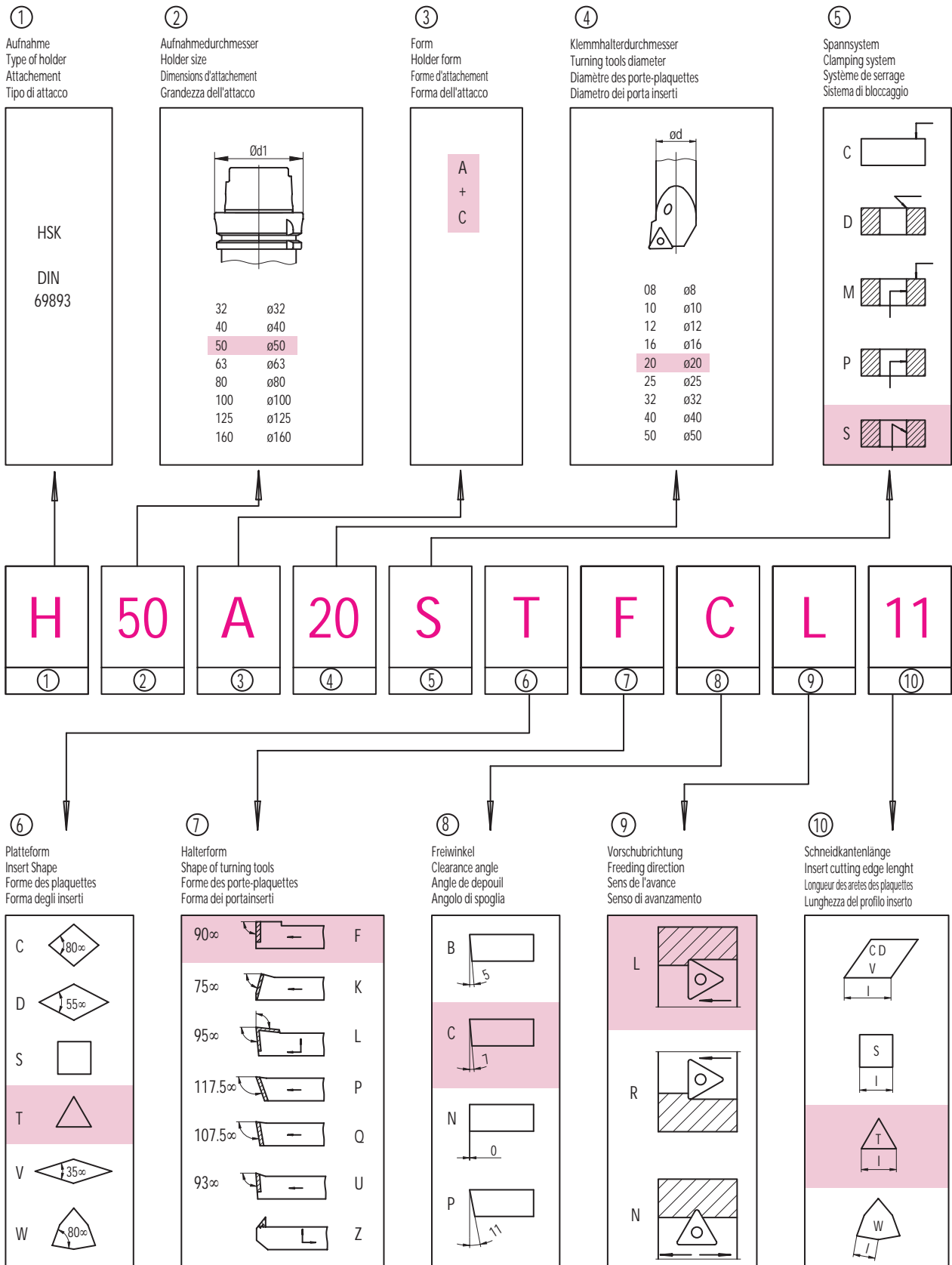
BEZEICHNUNG VON HSK KLEMMHALTER
FÜR AUSSENBEARBEITUNG
IDENTIFICATION OF EXTERNAL (O.D.)
TURNING TOOLS-HSK HOLDER

DESIGNATION DES PORTE-PLAQUETTES
EXTERIEURS-ATTACHEMENT HSK
IDENTIFICAZIONE DEI PORTA INSERTI
PER ESTERNI-ATTACCO HSK



BEZEICHNUNG VON HSK KLEMMHALTER
FÜR DIE INNENBEARBEITUNG
IDENTIFICATION OF INTERNAL (I.D.)
TURNING TOOLS-HSK HOLDER

DESIGNATION DES PORTE-PLAQUETTES
INTERIEURS-ATTACHEMENT HSK
IDENTIFICAZIONE DEI PORTA INSERTI
PER INTERNI-ATTACCO HSK





- Kintek präsentiert dieses modulare Drehsystem auf HSK-Basis das nicht nur die Wechselzeiten drastisch reduziert sondern auch eine universelle Schnittstelle darstellt, die auch auf den neueren Bearbeitungszentren mit HSK-Schnittstelle einsetzbar ist.
- Sehr schneller Werkzeugwechsel
- Vibrationsarm dank stabiler Spannung und Plananlage
- Sehr hohe Steifigkeit durch die Plananlage
- Hohe Wechselgenauigkeit der Schneide
- Maximaler Wiederholgenauigkeit +/- 0,002 mm
Der Werkzeugträger wird in den HSK-Adapter eingesetzt und mit einem einfachen Schlüssel in wenigen Sekunden befestigt. (Der Schlüssel dreht eine Schraube, die eine spezielle Spanneinheit ausdehnt und den HSK Kegel einzieht und so mit einer Plananlage spannt)
- Baluff chip Bohrung



- Adopting the famous HSK-DIN69893, in the several versions, and maintaining an interchangeability with the attacks for working centers, KINTEK offers the possibility to reduce, drastically, the times of set-up.
- Maximum rapidity in the tool change
- Great rigidity thanks to the big support surface
- The same cutting position
- Reduction of the vibrations
- Precision of interchangeability
- Optimal repeatability of positioning to the change tool: maximum error +/- 0,002 mm
- The conical bar hold is introduced in the appropriate center and, turning screw, a special clamp opens
Locking the tool-holder taking advantage of the connection cone-plan
- Baluff chip hole




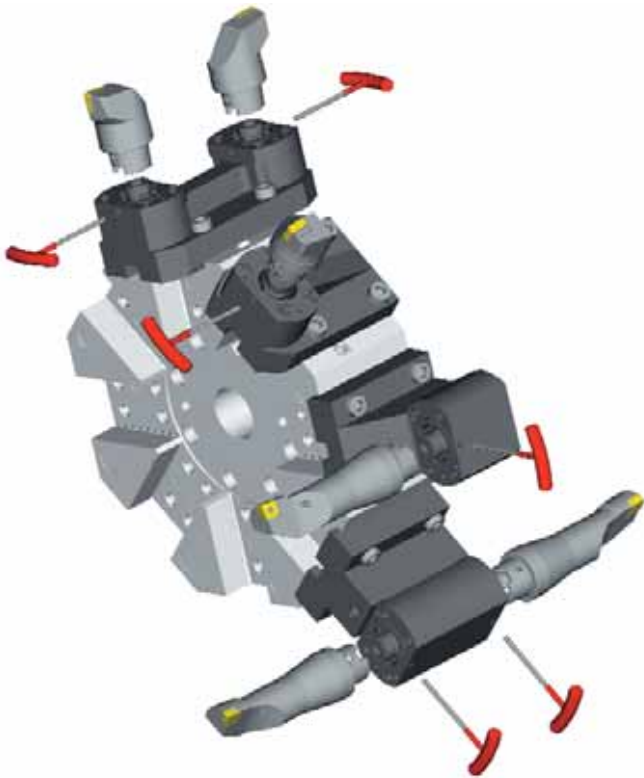
- En utilisant le fameux HSK-DIN69893, dans les différentes versions, et en gardant une interchangeabilité avec les attaques pour des centres d'usinage à commande numérique, KINTEK offre la possibilité de réduire, significativement, les temps de l'installation.
- Rapidité maximum dans le changement d'outil.
- Grande rigidité grâce à la surface d'appui.
- La position de decoupe est toujours identique
- Réduction des vibrations.
- Précision d'interchangeabilité.
- Répétabilité optimale du positionnement du changement de l'outil : erreur maximum +/- millimetre 0.002
- La queue conique est introduite dans le siège spécial et en tournant une vis, on agit sur la bride spéciale qui bloquera le porte-outil en profitant de l'accouplement cône-plan.
- Trou pour balluff chip



- Adottando il noto HSK-DIN69893, nelle varie versioni, e mantenendo una intercambiabilità con gli attacchi per centri di lavoro, KINTEK offre la possibilità di ridurre, drasticamente, i tempi di set-up.
- Massima rapidità nel cambio utensile
- Grande rigidità grazie alle grandi superfici d'appoggio
- Posizione del tagliente sempre identica
- Riduzione delle vibrazioni
- Precisione d'intercambiabilità
- Ottima ripetibilità di posizionamento al cambio utensile : errore massimo +/- 0,002 mm
- Il codolo conico viene introdotto nell'apposita sede e, ruotando una vite, si agisce sull'apertura della speciale pinza che bloccherà il portautensile sfruttando l'accoppiamento cono-piano.
- Foro per baluff chip


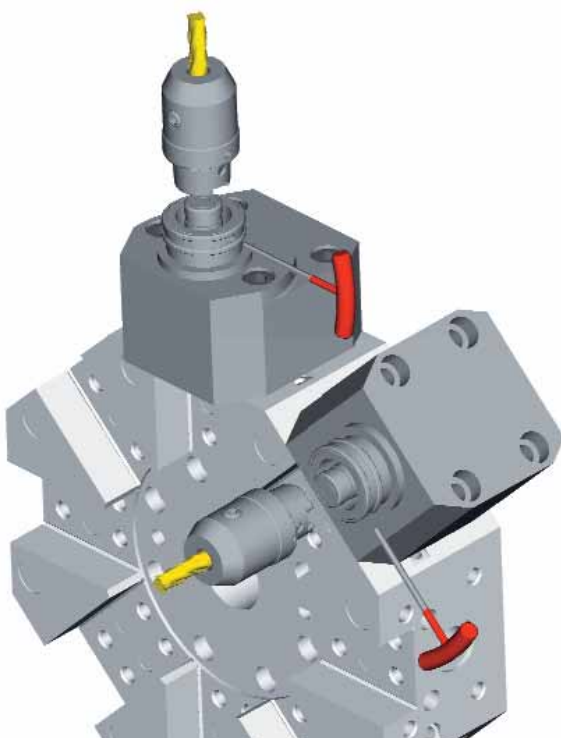
MASCHINENBEZOGENE LÖSUNGEN
PERSONALISED SOLUTION
SOLUTIONS PERSONALISÉES
SOLUZIONI PERSONALIZZATE

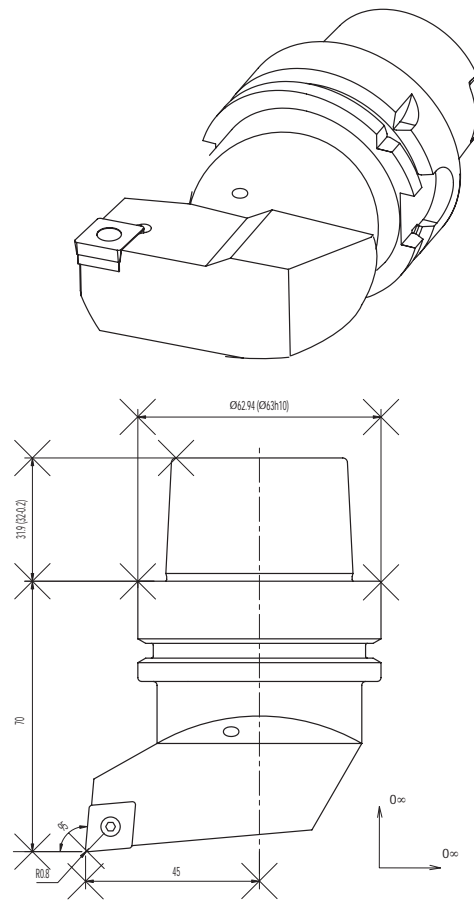
VDI LÖSUNGEN
VDI SOLUTION
SOLUTION VDI
SOLUZIONE VDI



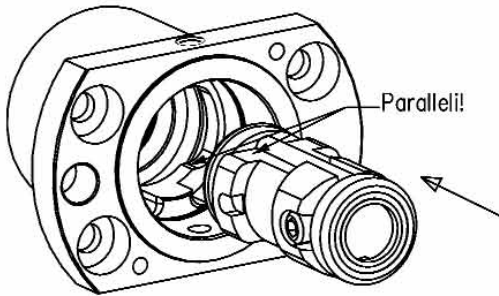
ANGETRIEBENE WERKZEUGE
MOTORIZED TOOL-HOLDERS
PORTE-OUTILS MOTORISÉS
PORTAUTENSILI MOTORIZZATI

UNIVERSELLE LÖSUNG
UNIVERSAL SOLUTION
SOLUTION UNIVERSELLE
SOLUZIONE UNIVERSALE





Auf Anfrage sind Dispositionszeichnungen im dxf Format mit entsprechenden Massen verfügbar.
On request we can send you general layouts in dxf format with the relative dimensions.
Sur demande les dessins d'avant-projet en format dxf sont disponibles avec les relatives cotes.
Sono disponibili a richiesta i disegni di massima in formato dxf con relative quote di ingombro.

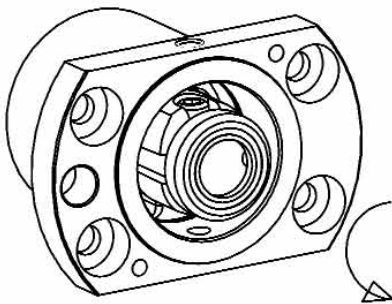


1—Setzen Sie den HN63C-Spannzylinder in den H63ABSL-Einsatz ein, indem Sie ihn durch die inneren Nuten des Einsatzes durchlassen. Spannschraube am Zylinder und Bohrung am Flansch sind um 90° versetzt.

Insert the HN63C clamping down into the H63ABSL adapter, letting it go through the slots inside the adapter.

Introduire en totalité le dispositif de blocage HN63C à l'intérieur de la douille H63ABSL en utilisant les rainures de guidage qui se trouvent à l'intérieur du corps!

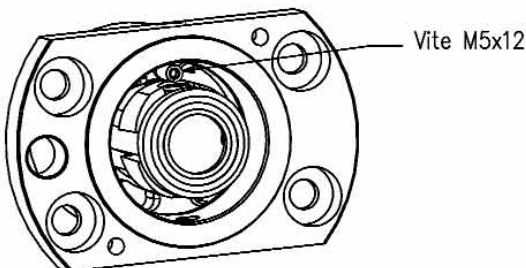
Inserire in profondità il giunto di bloccaggio HN63C all'interno della bussola H63ABSL facendolo passare fra le scanalature presenti all'interno della bussola stessa!



2—Drehen Sie den HN63C-Spannzylinder nun um 90°, sodaB die kleine Einfräsung auf der Seite des Spannzylinder sich unter dem Gewindeestift befindet, der im Einsatz sitzt. Die Bohrung am Flansch und die Spannschraube am Spannzylinder sind nun in einer Linie.

Rotate of 90° the HN63C clamping, in order to put the little milling that lies on a side of the clamping itself exactly in the same position of the fastpin inside the adapter.

Tourner le dispositif HN63C de 90° (à gauche ou à droite) afin de positionner la goupille de retenue filetée dans la petite rainure située sur le coté du dispositif.



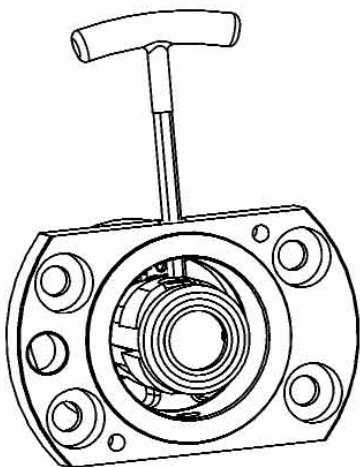
Ruotare il giunto HN63C di 90° in modo di posizionare la piccola fresatura presente su un lato dello stesso in corrispondenza della spina filettata di tenuta situata all'interno della bussola.

3—Schrauben Sie den M5x12 Gewindestift fest ein, sodaB der HN63C-Spannzylinder festgehalten wird.

Screw the M5x12 fastpin, in order to stop the movement of HN63C clamping.

Visser la goupille filée M5x12 afin d'arreter le mouvement du dispositif HN63C.

Avvitare la spina filettata M5x12 in modo di fermare il senso rotatorio del giunto HN63C.



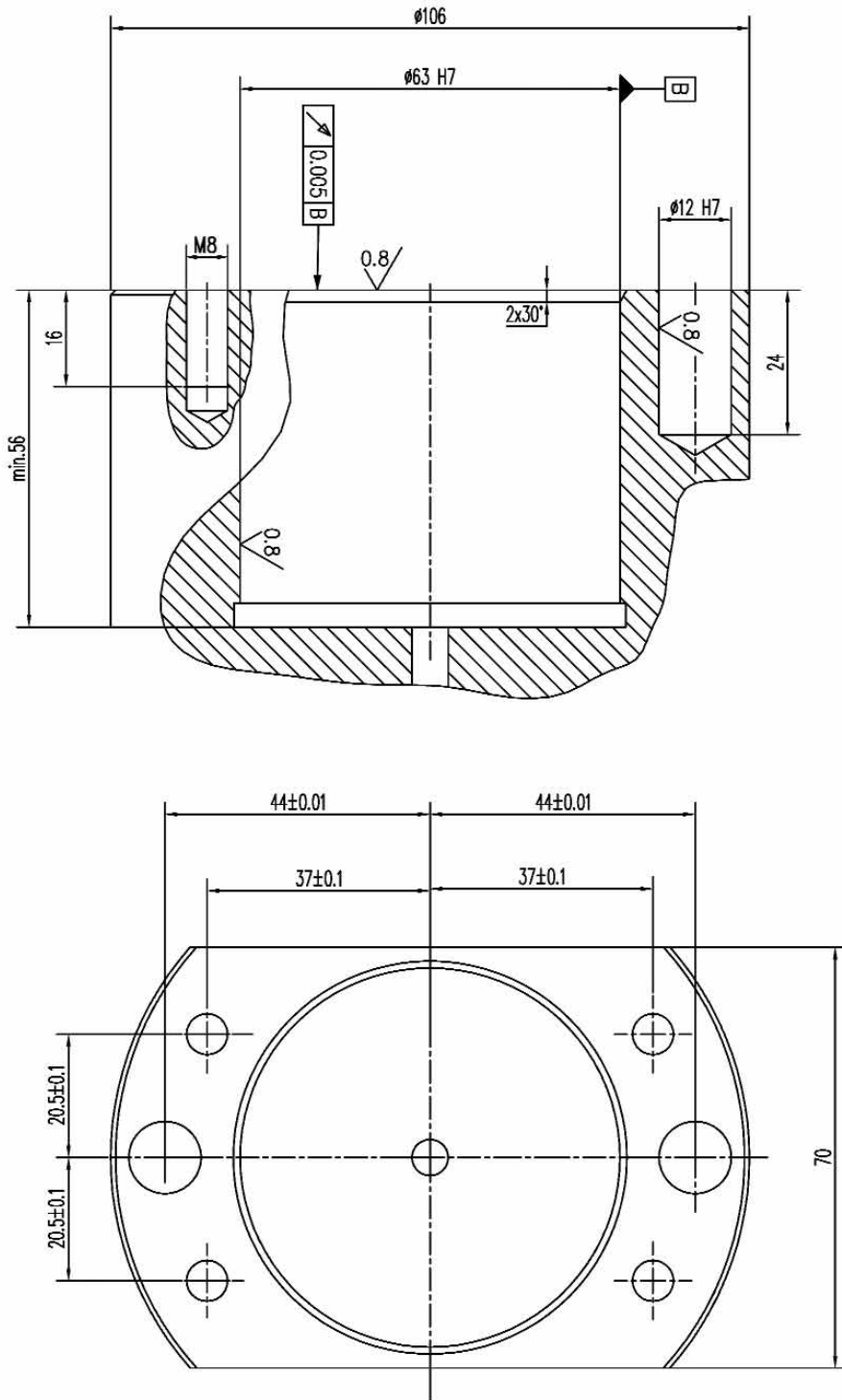
4—Zur Montage und Demontage der HSK63A-Werkzeuge, schrauben Sie mit dem 5mm-Inbusschlüssel im Uhrzeiger- und Gegenuhrzeigersinn die Klemmschraube auf den HN63C-Spannzylinder auf und zu.

To assemble and disassemble the HSK63A tools it's necessary to operate in clock-and underclockwise with a 5mm set screw wrench on the fastening screw of the HN63C clamping.

Pour le montage et le positionnement des outils HSK63A tourner dans le sens des aiguilles d'une montre et bloquer avec la clé 6 pans de 5mm la vis de serrage placée sur le dispositif de blocage HM63C. Faire l'inverse pour le démontage.

Per il montaggio e smontaggio utensili HSK63A agire, in senso orario ed antiorario, con chiave a brugola ob 5 mm alla vite di chiusura situata sul giunto di bloccaggio HN63C.

SITZ FÜR DEN H63ABSL-EINSATZ SIEGE POUR L'ADAPTEUR H63ABSL
SEAT FOR THE H63ABSL-ADAPTER SEDE PER LA BUSSOLA H63ABSL





HSK - AUFNAHMEN UND WERKZEUGHALTER NACH DIN69893 TECHNISCHE DATEN

Alle HSK - Aufnahmen und Werkzeughalter werden nach den DIN-Normen angefertigt.

KEGELSCHAFTTOLERANZEN

Nach DIN 69893 angefertigt.

PASSFEDERTOLERANZEN

Nach den ICTM-Toleranzen angefertigt.

Wenn die ICTM-Toleranz eingehalten wird, ist das Kupplungsspiel zwischen der Paßfeder an den Werkzeugmaschinen und dem Werkzeughaltersitz auf das Minimum reduziert.

Die ICTM-Toleranzen, die bei diesen Produkten an den Paßfedersitzen eingehalten werden, versichern Höchstpräzision.

Weitere Vorteile sind: sehr gute Wiederholbarkeit der Positionierung beim Werkzeugwechsel, höchster Fehler $\pm 0,005$ mm bei der gleichen Position der Schneide, sehr guter Werkzeugwechsel, Beseitigung der Vibrationen.

- aus Einsatzstahl angefertigt
- in Einsattiefe von 0,4-0,5 mm
- gehärtet, angelassen, brüniert
- Härte HRC 58 \pm 2, Festigkeit 800-1000 N/mm²
- inneres, äußeres Schleifen
- Vorderseite (Werkzeugsitz) bearbeitet
- Fertigbearbeitung der Paßfedersitze nach den ICTM-Toleranzen
- 100% durch zertifizierte Meßinstrumente geprüft



HSK DIN69893 TOOLS AND TOOLHOLDERS TECHNICAL FEATURES

All HSK tools and toolholders are manufactured according to DIN norm.

CONE'S TOLERANCE

According to DIN 69893

DRIVE KEY'S TOLERANCE

The so-called ICTM tolerance was born to reduce the positive allowance between the spindle drive key and the holder key slot. The ICTM tolerance applied on these products to the drive key gives them a great capacity of precision. The advantages of standard ICTM are multiple: excellent repeatability of change tool positioning, maximum error $\pm 0,005$ giving the cutting edge always the same position, it permits a perfect tool interchangeability, it eliminates vibrations.

- Manufactured with casehardening Steel
- Casehardened with depth 0,4-0,5 mm
- Hardened-Tempered-Black oxidized
- Hardness HRC 58 \pm 2, strenght 800-1000 N/mm²
- Internal and external grinding finish
- Working of the front side (tool seat)
- Taking up drive keys to ICTM tolerance
- Tested 100% with certified measuring instruments



OUTILS ET PORTE-OUTILS AVEC ATTACHEMENT HSK DIN69893 **DONNES TECHNIQUES**

Tous les outils et porte-outils avec attachement HSK sont fabriqués selon les normes DIN.

TOLERANCE DU CONE

Fabriqué selon DIN 69893

TOLERANCE DE LA CLAVETTE D'ENTRAINEMENT

La tolérance ICTM est née afin de réduire le jeu de couplage entre la cheville d'entraînement/mise en place, positionnée sur les machines outils, et le siège du porte-outil/outil.

Les tolérances ICTM appliquées pour ces produits sur le siège de la cheville de mise en place (clavettes) leur donnent des caractéristiques remarquables de haute précision. Les avantages du standard ICTM qui s'ensuivent sont différents; répétitivité de positionnement du porte-outil, erreur +/-0,005 mm maximum avec la plaquette toujours au même endroit, très bonne interchangeabilité de l'outil et l'élimination des vibrations.

- Produits en acier cémenté allié
- Cémentés avec profondeur 0,4-0,5 mm
- Tempré-Revenus-brunis
- Dureté HRC 58+-2 résistance 800-1000 N/mm²
- Finition de rectification intérieure, extérieure
- Finition de la face de référence de l'outil
- Finition des sièges de la cheville d'entraînement selon tolérance ICTM
- Contrôlés à 100% avec des instruments de mesure certifiés



UTENSILI E PORTAUTENSILI CON ATTACCO HSK DIN69893 **DATI TECNICI**

Tutti gli utensili e portautensili con attacco HSK vengono prodotti secondo le normative DIN.

TOLLERANZE DEL CONO

Prodotti secondo DIN 69893

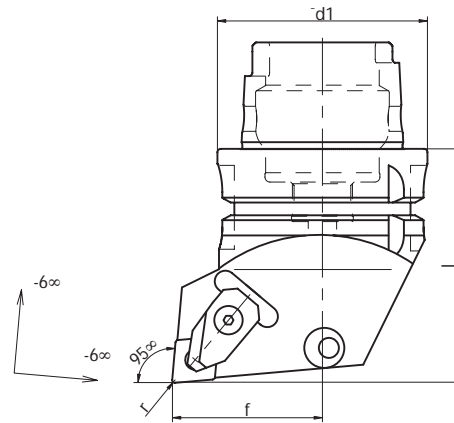
TOLLERANZE CHIAVETTE DI TRASCINAMENTO

La tolleranza definita ICTM è sorta per ridurre al minimo il gioco di accoppiamento tra il tassello di trascinamento/posizionamento, posizionato sulle macchine utensili, e la sede del portautensile/utensile.

Le tolleranze ICTM applicate in questi prodotti sulle sedi del tassello di posizionamento danno allo stesso notevoli caratteristiche di alta precisione. I vantaggi che ne conseguono dello standard ICTM sono diversi: ottima ripetibilità di posizionamento del cambio utensile, errore massimo +/-0,005 mm dando al tagliente sempre la stessa posizione, perfetta intercambiabilità dell'utensile, eliminazione delle vibrazioni.

- Costruiti in acciaio da cementazione legato
- Cementati con profondità 0,4-0,5 mm
- Temprati-rinvenuti-bruniti
- Durezza HRC 58+-2 resistenza 800-1000 N/mm²
- Finitura di rettifica interna-esterna
- Lavorazione della parte anteriore (sede utensile)
- Ripresa sedi tassello di trascinamento a tolleranze ICTM
- Collaudati 100% con strumenti di misura certificati

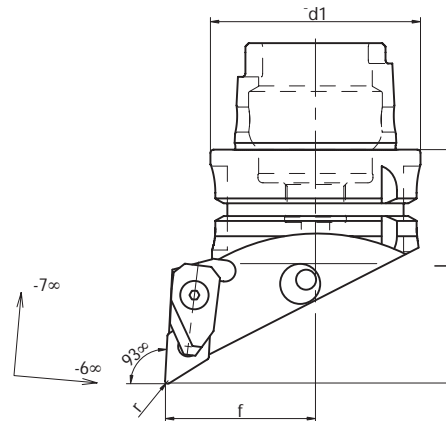
DCLN



Code N.	d1	l	f	r	Inserts N.	Support pad	Shim pin	Clamp	Spring	Screw
H40ADCLNL/R09	40	50	27	0.8	CNM.0903..	SPCN09	SP01	STF11L/R	M1	VT21
H40ADCLNL/R12	40	55	27	0.8	CNM.1204..	SPCN12	SP02	STF12L/R	M2	VT22
H50ADCLNL/R12	50	65	35	0.8	CNM.1204..	SPCN12	SP02	STF12L/R	M2	VT22
H50ADCLNL/R16	50	70	35	1.2	CNM.1606..	SPCN16	SP03	STF12L/R	M2	VT22
H63ADCLNL/R12	63	75	45	0.8	CNM.1204..	SPCN12	SP02	STF12L/R	M2	VT22
H63ADCLNL/R16	63	75	45	1.2	CNM.1606..	SPCN16	SP03	STF12L/R	M2	VT22
H100ADCLNL/R12	100	90	65	0.8	CNM.1204..	SPCN12	SP02	STF12L/R	M2	VT22
H100ADCLNL/R16	100	90	65	1.2	CNM.1606..	SPCN16	SP03	STF12L/R	M2	VT22

ICTM standard

DDJN

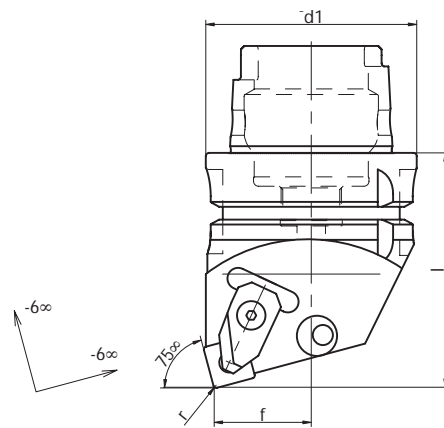


Code N.	d1	l	f	r	Inserts N.	Support pad	Shim pin	Clamp	Spring	Screw
H40ADDJNL/R11	40	55	27	0.8	DNM.1104..	SPDN11	SP05	STF11L/R	M1	VT21
H50ADDJNL/R11	50	60	35	0.8	DNM.1104..	SPDN11	SP05	STF11L/R	M1	VT21
H50ADDJNL/R15	50	70	35	0.8	DNM.1506..	SPDN15	SP02	STF12L/R	M2	VT22
H63ADDJNL/R15	63	80	45	0.8	DNM.1506..	SPDN15	SP02	STF12L/R	M2	VT22
H100ADDJNL/R15	100	90	65	0.8	DNM.1506..	SPDN15	SP02	STF12L/R	M2	VT22

ICTM standard



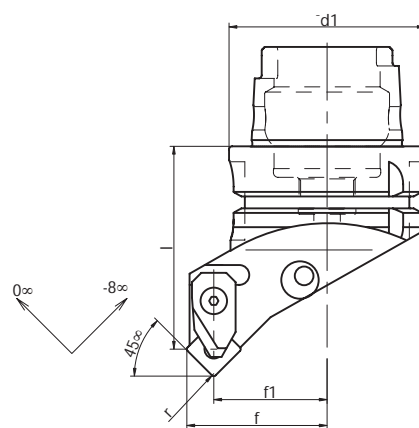
DSBN



Code N.	d1	l	f	r	Inserts N.	Support pad	Shim pin	Clamp	Spring	Screw
H40ADSBNL/R09	40	50	19	0.8	SNM.0903..					
H50ADSBNL/R12	50	60	23	0.8	SNM.1204..					
H63ADSBNL/R12	63	70	29	0.8	SNM.1204..					
H63ADSBNL/R15	63	70	29	1.2	SNM.1506..					
H100ADSBNL/R15	100	90	46	1.2	SNM.1506..					

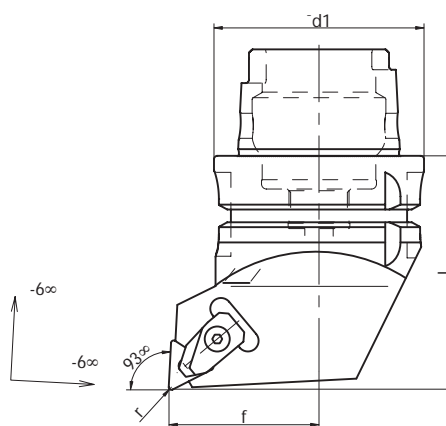
ICTM standard

DSSN



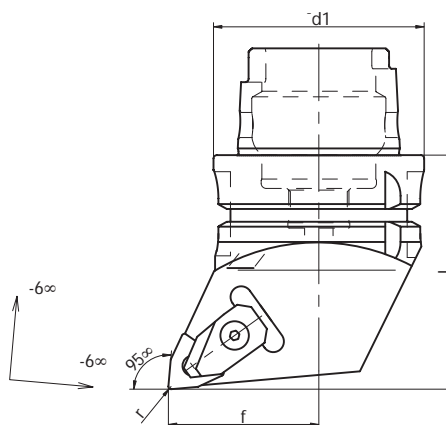
Code N.	d1	l	f	f1	r	Inserts N.	Support pad	Shim pin	Clamp	Spring	Screw
H40ADSSNL/R12	40	50	27	19	0.8	SNM.1204..					
H50ADSSNL/R12	50	60	35	27	0.8	SNM.1204..					
H63ADSSNL/R12	63	65	45	37	0.8	SNM.1204..					
H100ADSSNL/R15	100	90	65	54	1.2	SNM.1506..					

ICTM standard

DTJN


Code N.	d1	l	f	r	Inserts N.	Support pad	Shim pin	Clamp	Spring	Screw
H40ADTJNL/R16	40	50	27	0.8	TNM.1604..					
H50ADTJNL/R16	50	60	35	0.8	TNM.1604..	SPTN16	SP05	STF11L/R	M1	VT21
H63ADTJNL/R16	63	70	45	0.8	TNM.1604..	SPTN16	SP05	STF11L/R	M1	VT21
H100ADTJNL/R16	100	90	65	0.8	TNM.1604..	SPTN16	SP05	STF11L/R	M1	VT21

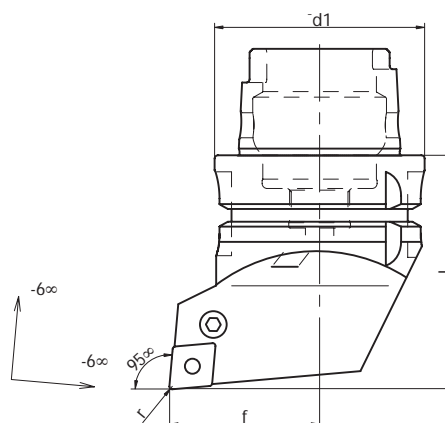
ICTM standard

DWLN


Code N.	d1	l	f	r	Inserts N.	Support pad	Shim pin	Clamp	Spring	Screw
H40ADWLNL/R06	40	50	27	0.8	WNM.0604..					
H50ADWLNL/R06	50	60	35	0.8	WNM.0604..	SPWN06	SP05	STF11L/R	M1	VT21
H50ADWLNL/R08	50	60	35	0.8	WNM.0804..	SPWN08	SP02	STF12L/R	M2	VT22
H63ADWLNL/R08	63	70	45	0.8	WNM.0804..	SPWN08	SP02	STF12L/R	M2	VT22
H100ADWLNL/R08	100	90	65	0.8	WNM.0804..	SPWN08	SP02	STF12L/R	M2	VT22

ICTM standard

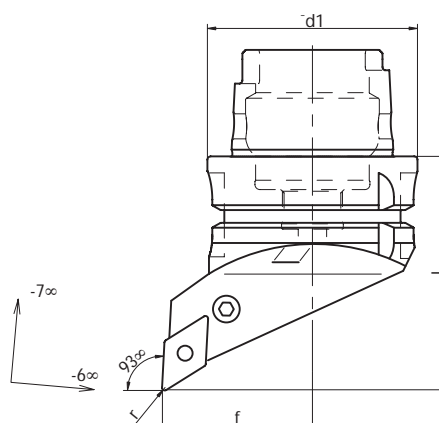
PCLN



Code N.	d1	l	f	r	Inserts N.	Support pad	Shim pin	Lever	Screw
H32CPCLNL/R09 *	32	40	22	0.8	CNM.0903..	SPCN09	SP01	LV01	VT01
H32CPCLNL/R12 *	32	40	22	0.8	CNM.1204..	SPCN12	SP02	LV02	VT11
H40APCLNL/R09	40	50	27	0.8	CNM.0903..	SPCN09	SP01	LV01	VT01
H40APCLNL/R12	40	50	27	0.8	CNM.1204..	SPCN12	SP02	LV02	VT02
H50APCLNL/R12	50	60	35	0.8	CNM.1204..	SPCN12	SP02	LV02	VT02
H50APCLNL/R16	50	60	35	0.8	CNM.1606..	SPCN16	SP03	LV03	VT03
H63APCLNL/R12	63	70	45	0.8	CNM.1204..	SPCN12	SP02	LV02	VT02
H63APCLNL/R16	63	70	45	0.8	CNM.1606..	SPCN16	SP03	LV03	VT03
H100APCLNL/R12	100	90	65	0.8	CNM.1204..	SPCN12	SP02	LV02	VT02
H100APCLNL/R16	100	90	65	0.8	CNM.1606..	SPCN16	SP03	LV03	VT03

* HSK32 only type C
ICTM standard

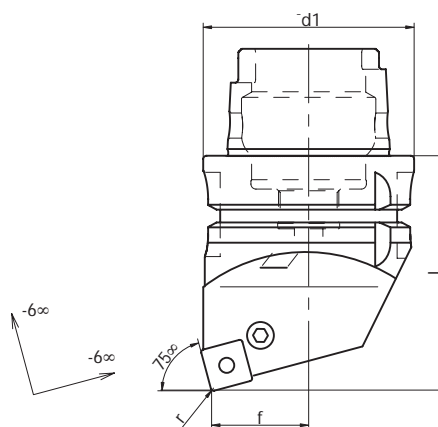
PDJN



Code N.	d1	l	f	r	Inserts N.	Support pad	Shim pin	Lever	Screw
H32CPDJNL/R11 *	32	40	22	0.8	DNM.1104..	SPDN11	SP05	LV17	VT01
H40APDJNL/R11	40	50	27	0.8	DNM.1104..	SPDN11	SP05	LV17	VT01
H40APDJNL/R15	40	55	27	0.8	DNM.1506..	SPDN15	SP02	LV05	VT05
H50APDJNL/R11	50	60	35	0.8	DNM.1104..	SPDN11	SP05	LV17	VT01
H50APDJNL/R15	50	70	35	0.8	DNM.1506..	SPDN15	SP02	LV05	VT05
H63APDJNL/R15	63	70	45	0.8	DNM.1506..	SPDN15	SP02	LV05	VT05
H100APDJNL/R15	100	90	65	0.8	DNM.1506..	SPDN15	SP02	LV05	VT05

* HSK32 only type C
ICTM standard

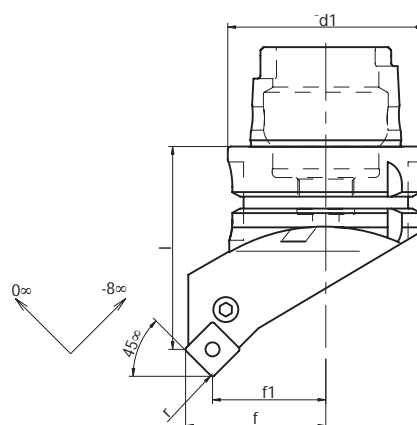
PSBN



Code N.	d1	l	f	r	Inserts N.	Support pad	Shim pin	Lever	Screw
H32CPSBNL/R09 *	32	35	15	0.8	SNM.0903..				
H40APSBNL/R12	40	50	19	0.8	SNM.1204..	SPSN12	SP02	LV02	VT02
H50APSBNL/R12	50	60	23	0.8	SNM.1204..	SPSN12	SP02	LV02	VT02
H50APSBNL/R15	50	60	23	1.2	SNM.1506..	SPSN15	SP03	LV03	VT03
H63APSBNL/R12	63	70	29	0.8	SNM.1204..	SPSN12	SP02	LV02	VT02
H63APSBNL/R15	63	70	29	1.2	SNM.1506..	SPSN15	SP03	LV03	VT03
H100APSBNL/R15	100	90	46	1.2	SNM.1506..	SPSN15	SP03	LV03	VT03

* HSK32 only type C
ICTM standard

PSSN

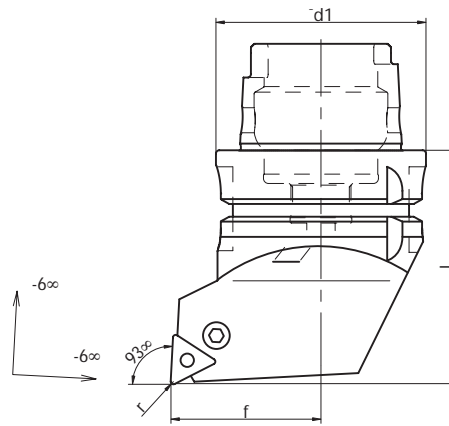


Code N.	d1	l	f	f1	r	Inserts N.	Support pad	Shim pin	Lever	Screw
H32CPSSNL/R09 *	32	35	22	16	0.8	SNM.0903..				
H40APSSNL/R12	40	45	27	19	0.8	SNM.1204..	SPSN12	SP02	LV02	VT02
H50APSSNL/R12	50	55	35	27	0.8	SNM.1204..	SPSN12	SP02	LV02	VT02
H50APSSNL/R15	50	55	35	24	1.2	SNM.1506..	SPSN15	SP03	LV03	VT03
H63APSSNL/R12	63	65	45	37	0.8	SNM.1204..	SPSN12	SP02	LV02	VT02
H63APSSNL/R15	63	65	45	34	1.2	SNM.1506..	SPSN15	SP03	LV03	VT03
H100APSSNL/R15	100	85	65	54	1.2	SNM.1506..	SPSN15	SP03	LV03	VT03

* HSK32 only type C
ICTM standard



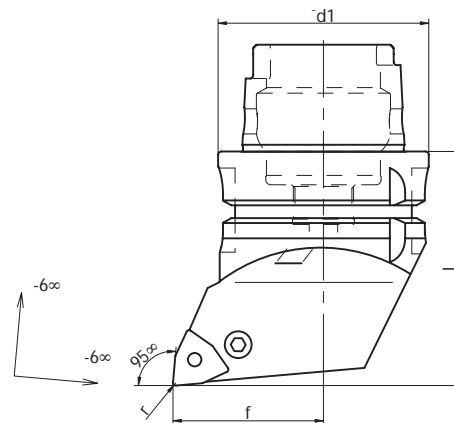
PTJN



Code N.	d1	l	f	r	Inserts N.	Support pad	Shim pin	Lever	Screw
H32CPTJNL/R16 *	32	40	22	0.8	TNM.1604..				
H40APTJNL/R16	40	50	27	0.8	TNM.1604..	SPTN16	SP05	LV01	VT01
H50APTJNL/R16	50	60	35	0.8	TNM.1604..	SPTN16	SP05	LV01	VT01
H63APTJNL/R16	63	70	45	0.8	TNM.1604..	SPTN16	SP05	LV01	VT01
H100APTJNL/R16	100	90	65	0.8	TNM.1604..	SPTN16	SP05	LV01	VT01

* HSK32 only type C
ICTM standard

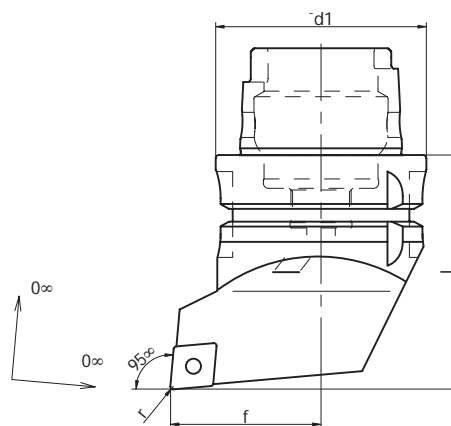
PWLN






Code N.	d1	l	f	r	Inserts N.	Support pad	Shim pin	Lever	Screw
H32CPWLNL/R06 *	32	40	22	0.8	WN..0604..				
H40APWLNL/R06	40	50	27	0.8	WN..0604..	SPWN06	SP05	LV01	VT01
H40APWLNL/R08	40	50	27	0.8	WN..0804..	SPWN08	SP02	LV02	VT02
H50APWLNL/R06	50	60	35	0.8	WN..0604..	SPWN06	SP05	LV01	VT01
H50APWLNL/R08	50	60	35	0.8	WN..0804..	SPWN08	SP02	LV02	VT02
H63APWLNL/R08	63	70	45	0.8	WN..0804..	SPWN08	SP02	LV02	VT02
H100APWLNL/R08	100	90	65	0.8	WN..0804..	SPWN08	SP02	LV02	VT02

* HSK32 only type C
ICTM standard

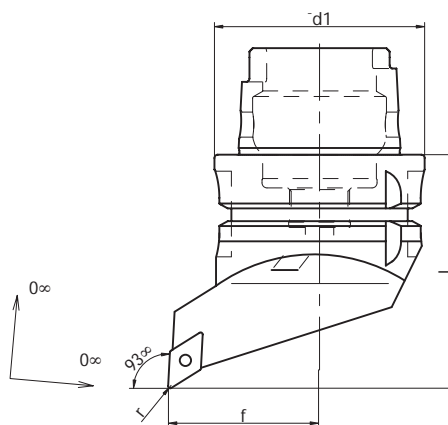
SCLC






Code N.	d1	l	f	r	Inserts N.	Support pad	Bush	Screw
H32CSCLCL/R09 *	32	40	22	0.8	CC..09T3..	 SPCC09	 VTA02	 TR8
H40ASCLCL/R09	40	50	27	0.8	CC..09T3..	SPCC09	VTA02	TR8
H40ASCLCL/R12	40	50	27	0.8	CC..1204..	SPCC12	VTA01	TR4
H50ASCLCL/R09	50	60	35	0.8	CC..09T3..	SPCC09	VTA02	TR8
H50ASCLCL/R12	50	60	35	0.8	CC..1204..	SPCC12	VTA01	TR4
H63ASCLCL/R12	63	70	45	0.8	CC..1204..	SPCC12	VTA01	TR4
H100ASCLCL/R12	100	90	65	0.8	CC..1204..	SPCC12	VTA01	TR4

* HSK32 only type C
ICTM standard

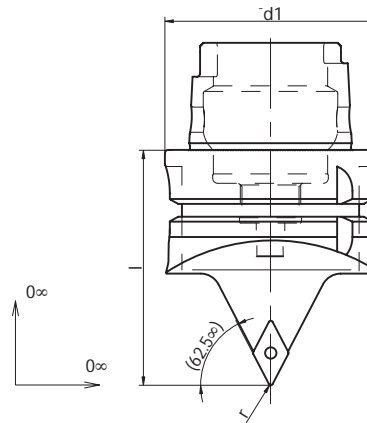
SDJC






Code N.	d1	l	f	r	Inserts N.	Support pad	Bush	Screw
H32CSDJCL/R07 *	32	40	22	0.4	DC..0702..	 -	 -	 TR1
H40ASDJCL/R11	40	50	27	0.8	DC..11T3..	SPDC11	VTA02	TR8
H50ASDJCL/R11	50	60	35	0.8	DC..11T3..	SPDC11	VTA02	TR8
H63ASDJCL/R11	63	70	45	0.8	DC..11T3..	SPDC11	VTA02	TR8
H100ASDJCL/R11	100	90	65	0.8	DC..11T3..	SPDC11	VTA02	TR8

* HSK32 only type C
ICTM standard

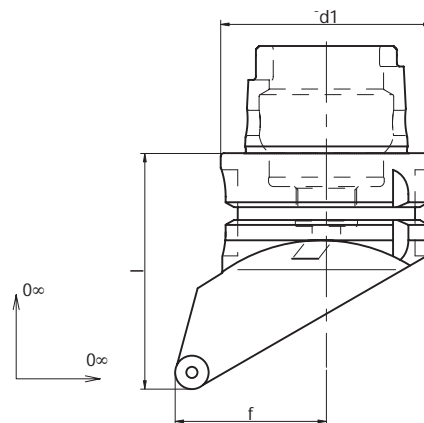
SDNC




Code N.	d1	l	r	Inserts N.	Support pad	Bush	Screw
H32CSDNCN07 *	32	40	0.4	DC..0702..			
H40ASDNCN11	40	50	0.8	DC..11T3..	SPDC11	VTA02	TR8
H50ASDNCN11	50	60	0.8	DC..11T3..	SPDC11	VTA02	TR8
H63ASDNCN11	63	75	0.8	DC..11T3..	SPDC11	VTA02	TR8
H100ASDNCN11	100	90	0.8	DC..11T3..	SPDC11	VTA02	TR8

* HSK32 only type C
ICTM standard

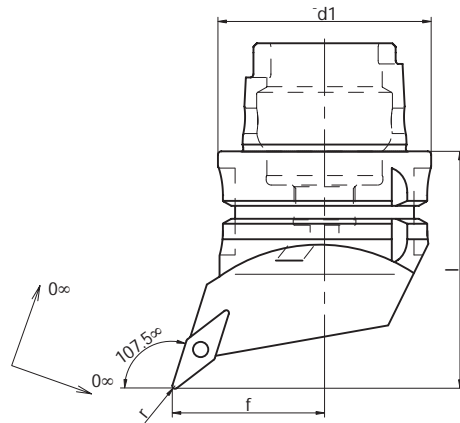
SRGC



Code N.	d1	l	f	Inserts N.	Screw
H32CSRGC/R10 *	32	40	22	RC..10T3..	
H40ASRGCL/R10	40	50	27	RC..10T3..	TR8
H50ASRGCL/R10	50	60	35	RC..10T3..	TR8
H63ASRGCL/R10	63	70	45	RC..10T3..	TR8
H100ASRGCL/R10	100	90	65	RC..10T3..	TR8

* HSK32 only type C
ICTM standard

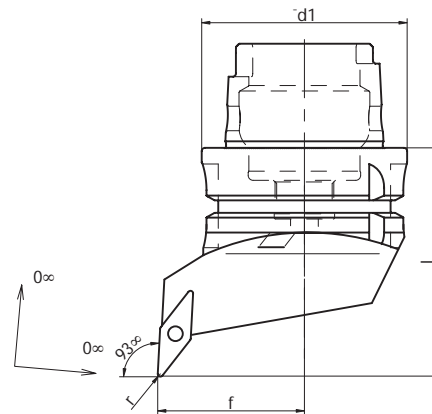
SVHC



Code N.	d1	l	f	r	Inserts N.	Support pad	Bush	Screw
H32CSVHCL/R11 *	32	40	22	0.4	VC..1103..	-	-	TR1
H40ASVHCL/R11	40	50	27	0.4	VC..1103..	-	-	TR1
H40ASVHCL/R16	40	55	27	0.8	VC..1604..	SPVC16	VTA02	TR8
H50ASVHCL/R11	50	60	35	0.4	VC..1103..	-	-	TR1
H50ASVHCL/R16	50	60	35	0.8	VC..1604..	SPVC16	VTA02	TR8
H63ASVHCL/R11	63	70	45	0.4	VC..1103..	-	-	TR1
H63ASVHCL/R16	63	70	45	0.8	VC..1604..	SPVC16	VTA02	TR8
H100ASVHCL/R16	100	90	65	0.8	VC..1604..	SPVC16	VTA02	TR8

* HSK32 only type C
ICTM standard

SVJC

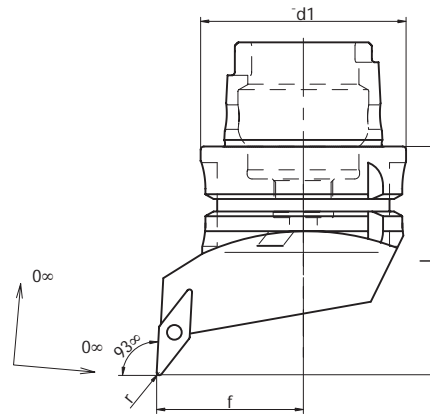


Code N.	d1	l	f	r	Inserts N.	Support pad	Bush	Screw
H32CSVJCL/R11 *	32	40	22	0.4	VC..1103..	-	-	TR1
H40ASVJCL/R11	40	50	27	0.4	VC..1103..	-	-	TR1
H40ASVJCL/R16	40	60	27	0.8	VC..1604..	SPVC16	VTA02	TR8
H50ASVJCL/R16	50	70	35	0.8	VC..1604..	SPVC16	VTA02	TR8
H63ASVJCL/R16	63	75	45	0.8	VC..1604..	SPVC16	VTA02	TR8
H100ASVJCL/R16	100	90	65	0.8	VC..1604..	SPVC16	VTA02	TR8

* HSK32 only type C
ICTM standard



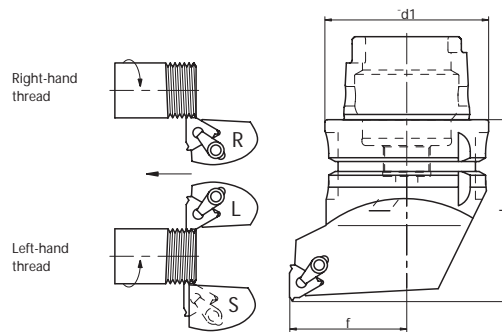
SVJB



Code N.	d1	l	f	r	Inserts N.	Support pad	Bush	Screw
H32CSVJBL/R11 *	32	40	22	0.4	VB..1102..			TR1
H40ASVJBL/R11	40	50	27	0.4	VB..1102..	-	-	TR1
H40ASVJBL/R16	40	60	27	0.8	VB..1604..	SPVC16	VTA02	TR8
H50ASVJBL/R16	50	70	35	0.8	VB..1604..	SPVC16	VTA02	TR8
H63ASVJBL/R16	63	75	45	0.8	VB..1604..	SPVC16	VTA02	TR8
H100ASVJBL/R16	100	90	65	0.8	VB..1604..	SPVC16	VTA02	TR8

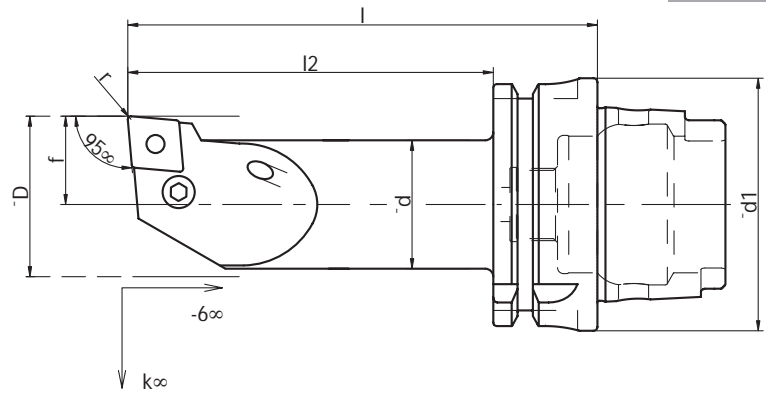
* HSK32 only type C
ICTM standard

THE



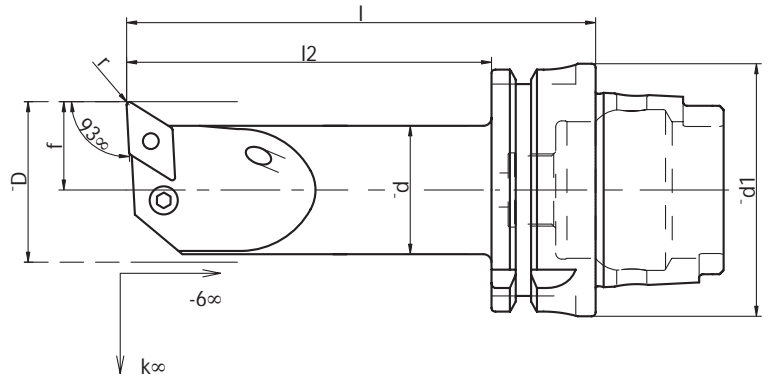
Code N.	d1	l	f	r	Support pad	Screw	Clamp
H32CTHEL16 *	32	40	22	16EL			
H32CTHER16 *	32	40	22	16ER	SPTF16	VT26	STF13
H32CTHES16 *	32	40	22	16EL	SPTF16	VT26	STF13
H40ATHEL16	40	50	27	16EL	SPTF16	VT26	STF13
H40ATHER16	40	50	27	16ER	SPTF16	VT26	STF13
H40ATHES16	40	50	27	16EL	SPTF16	VT26	STF13
H50ATHEL16	50	60	35	16EL	SPTF16	VT26	STF13
H50ATHER16	50	60	35	16ER	SPTF16	VT26	STF13
H50ATHES16	50	60	35	16EL	SPTF16	VT26	STF13
H63ATHEL16	63	70	45	16EL	SPTF16	VT26	STF13
H63ATHER16	63	70	45	16ER	SPTF16	VT26	STF13
H63ATHES16	63	70	45	16EL	SPTF16	VT26	STF13
H100ATHEL16	100	90	65	16EL	SPTF16	VT26	STF13
H100ATHER16	100	90	65	16ER	SPTF16	VT26	STF13
H100ATHES16	100	90	65	16EL	SPTF16	VT26	STF13

* HSK32 only type C
ICTM standard



Code N.	d1	d	l	l2	f	k°	D	r	Inserts N.	Support pad	Shim pin	Lever	Screw
H32C20PCLNL/R09 *	32	20	70	55	13	-12	25	0.8	CNM.0903..	-	-	LV12	VT06
H32C25PCLNL/R09 *	32	25	85	70	17	-12	32	0.8	CNM.0903..	-	-	LV12	VT06
H40A20PCLNL/R09	40	20	75	55	13	-12	25	0.8	CNM.0903..	-	-	LV12	VT06
H40A25PCLNL/R12	40	25	90	70	17	-12	32	0.8	CNM.1204..	-	-	LV11	VT10
H40A32PCLNL/R12	40	32	110	90	22	-10	40	0.8	CNM.1204..	SPCN12	SP02	LV02	VT02
H50A20PCLNL/R09	50	20	85	59	13	-12	25	0.8	CNM.0903..	-	-	LV12	VT06
H50A25PCLNL/R12	50	25	100	74	17	-12	32	0.8	CNM.1204..	-	-	LV11	VT10
H50A32PCLNL/R12	50	32	120	94	22	-10	40	0.8	CNM.1204..	SPCN12	SP02	LV02	VT02
H50A40PCLNL/R12	50	40	140	114	27	-10	50	0.8	CNM.1204..	SPCN12	SP02	LV02	VT02
H63A20PCLNL/R09	63	20	85	59	13	-12	25	0.8	CNM.0903..	-	-	LV12	VT06
H63A25PCLNL/R12	63	25	100	74	17	-12	32	0.8	CNM.1204..	-	-	LV11	VT10
H63A32PCLNL/R12	63	32	120	94	22	-10	40	0.8	CNM.1204..	SPCN12	SP02	LV02	VT02
H63A40PCLNL/R12	63	40	140	114	27	-10	50	0.8	CNM.1204..	SPCN12	SP02	LV02	VT02
H63A40PCLNL/R16	63	40	140	114	27	-10	50	1.2	CNM.1606..	SPCN16	SP03	LV03	VT03
H100A40PCLNL/R12	100	40	160	131	27	-10	50	0.8	CNM.1204..	SPCN12	SP02	LV02	VT02
H100A50PCLNL/R16	100	50	190	161	35	-8	63	1.2	CNM.1606..	SPCN16	SP03	LV03	VT03

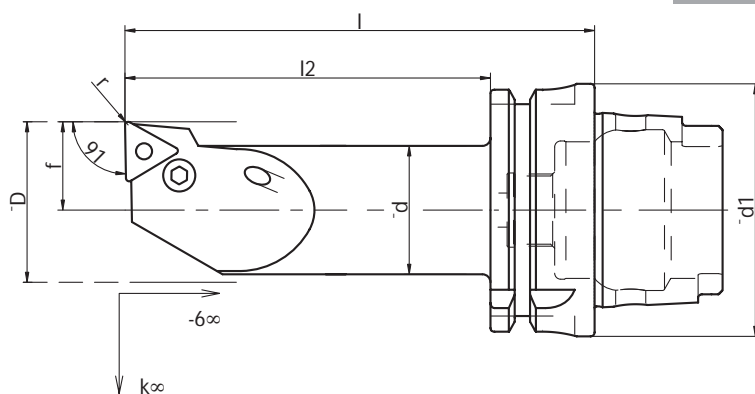
* HSK32 only type C
ICTM standard



Code N.	d1	d	l	l2	f	k°	D	r	Inserts N.	Support pad	Shim pin	Lever	Screw
H32C20PDUNL/R11*	32	20	70	55	13	-10	25	0.8	DN..1104..	-	-	LV13	VT12
H32C25PDUNL/R11*	32	25	85	70	17	-10	32	0.8	DN..1104..	-	-	LV13	VT12
H40A20PDUNL/R11	40	20	75	55	13	-10	25	0.8	DN..1104..	-	-	LV13	VT12
H40A25PDUNL/R11	40	25	90	70	17	-10	32	0.8	DN..1104..	-	-	LV13	VT12
H40A32PDUNL/R15	40	32	110	90	22	-15	40	0.8	DN..1506..	SPDN15	SP02	LV05	VT05
H50A20PDUNL/R11	50	20	85	59	13	-10	25	0.8	DN..1104..	-	-	LV13	VT12
H50A25PDUNL/R11	50	25	100	74	17	-10	32	0.8	DN..1104..	-	-	LV13	VT12
H50A32PDUNL/R15	50	32	120	94	22	-15	40	0.8	DN..1506..	SPDN15	SP02	LV05	VT05
H50A40PDUNL/R15	50	40	140	114	27	-12	50	0.8	DN..1506..	SPDN15	SP02	LV05	VT05
H63A20PDUNL/R11	63	20	85	59	13	-10	25	0.8	DN..1104..	-	-	LV13	VT12
H63A25PDUNL/R11	63	25	100	74	17	-10	32	0.8	DN..1104..	-	-	LV13	VT12
H63A32PDUNL/R15	63	32	120	94	22	-15	40	0.8	DN..1506..	SPDN15	SP02	LV05	VT05
H63A40PDUNL/R15	63	40	140	114	27	-12	50	0.8	DN..1506..	SPDN15	SP02	LV05	VT05
H100A40PDUNL/R15	100	40	160	131	27	-12	50	0.8	DN..1506..	SPDN15	SP02	LV05	VT05
H100A50PDUNL/R15	100	50	190	161	35	-8	63	0.8	DN..1506..	SPDN15	SP02	LV05	VT05

* HSK32 only type C

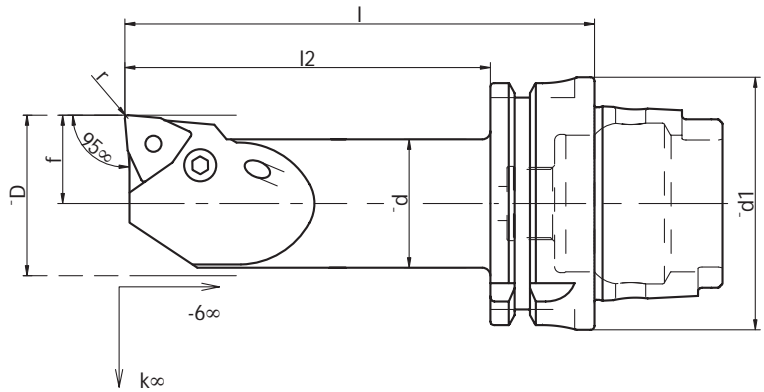
ICTM standard



Code N.	d1	d	l	l2	f	k°	D	r	Inserts N.	Support pad	Shim pin	Lever	Screw
H32C20PTFNL/R11*	32	20	70	55	13	-12	25	0.4	TN..1103..	-	-	LV06	VT06
H32C25PTFNL/R16*	32	25	85	70	17	-12	32	0.8	TN..1604..	SPTN16	SP05	LV01	VT01
H40A20PTFNL/R11	40	20	75	55	13	-12	25	0.4	TN..1103..	-	-	LV06	VT06
H40A25PTFNL/R16	40	25	90	70	17	-12	32	0.8	TN..1604..	SPTN16	SP05	LV01	VT01
H40A32PTFNL/R16	40	32	110	90	22	-12	40	0.8	TN..1604..	SPTN16	SP05	LV01	VT01
H50A20PTFNL/R11	50	20	85	59	13	-12	25	0.4	TN..1103..	-	-	LV06	VT06
H50A25PTFNL/R16	50	25	100	74	17	-12	32	0.8	TN..1604..	SPTN16	SP05	LV01	VT01
H50A32PTFNL/R16	50	32	120	94	22	-12	40	0.8	TN..1604..	SPTN16	SP05	LV01	VT01
H50A40PTFNL/R16	50	40	140	114	27	-8	50	0.8	TN..1604..	SPTN16	SP05	LV01	VT01
H63A20PTFNL/R11	63	20	85	59	13	-12	25	0.4	TN..1103..	-	-	LV06	VT06
H63A25PTFNL/R16	63	25	100	74	17	-12	32	0.8	TN..1604..	SPTN16	SP05	LV01	VT01
H63A32PTFNL/R16	63	32	120	94	22	-12	40	0.8	TN..1604..	SPTN16	SP05	LV01	VT01
H63A40PTFNL/R16	63	40	140	114	27	-8	50	0.8	TN..1604..	SPTN16	SP05	LV01	VT01
H100A40PTFNL/R16	100	40	160	131	27	-8	50	0.8	TN..1604..	SPTN16	SP05	LV01	VT01
H100A50PTFNL/R16	100	50	190	161	35	-8	63	0.8	TN..1604..	SPTN16	SP05	LV01	VT01

* HSK32 only type C

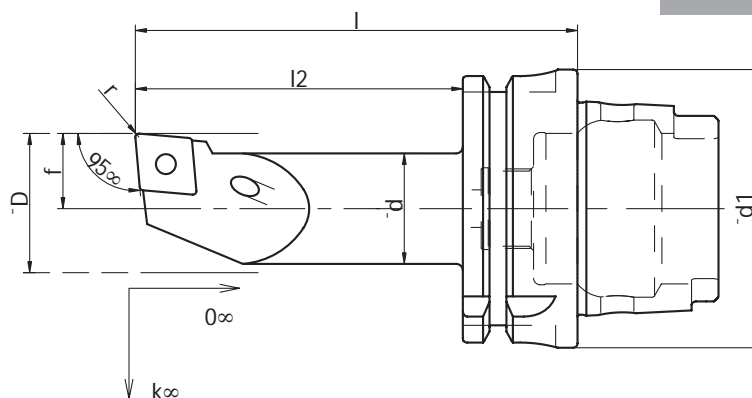
ICTM standard



Code N.	d1	d	l	l2	f	k°	D	r	Inserts N.	Support pad	Shim pin	Lever	Screw
H32C20PWLNL/R06*	32	20	70	55	13	-15	25	0.8	WN..0604..	SPWN06	SP05	LV01	VT01
H32C25PWLNL/R06*	32	25	85	70	17	-12	32	0.8	WN..0604..	SPWN06	SP05	LV01	VT01
H40A20PWLNL/R06	40	20	75	55	13	-15	25	0.8	WN..0604..	SPWN06	SP05	LV01	VT01
H40A25PWLNL/R08	40	25	90	70	17	-12	32	0.8	WN..0804..	-	-	LV11	VT10
H40A32PWLNL/R08	40	32	110	90	22	-12	40	0.8	WN..0804..	SPWN08	SP02	LV02	VT02
H50A20PWLNL/R06	50	20	85	59	13	-15	25	0.8	WN..0604..	SPWN06	SP05	LV01	VT01
H50A25PWLNL/R08	50	25	100	74	17	-12	32	0.8	WN..0804..	-	-	LV11	VT10
H50A32PWLNL/R08	50	32	120	94	22	-12	40	0.8	WN..0804..	SPWN08	SP02	LV02	VT02
H50A40PWLNL/R08	50	40	140	114	27	-10	50	0.8	WN..0804..	SPWN08	SP02	LV02	VT02
H63A20PWLNL/R06	63	20	85	59	13	-15	25	0.8	WN..0604..	SPWN06	SP05	LV01	VT01
H63A25PWLNL/R08	63	25	100	74	17	-12	32	0.8	WN..0804..	-	-	LV11	VT10
H63A32PWLNL/R08	63	32	120	94	22	-12	40	0.8	WN..0804..	SPWN08	SP02	LV02	VT02
H63A40PWLNL/R08	63	40	140	114	27	-10	50	0.8	WN..0804..	SPWN08	SP02	LV02	VT02
H100A40PWLNL/R08	100	40	160	131	27	-10	50	0.8	WN..0804..	SPWN08	SP02	LV02	VT02
H100A50PWLNL/R08	100	50	190	161	35	-8	63	0.8	WN..0804..	SPWN08	SP02	LV02	VT02

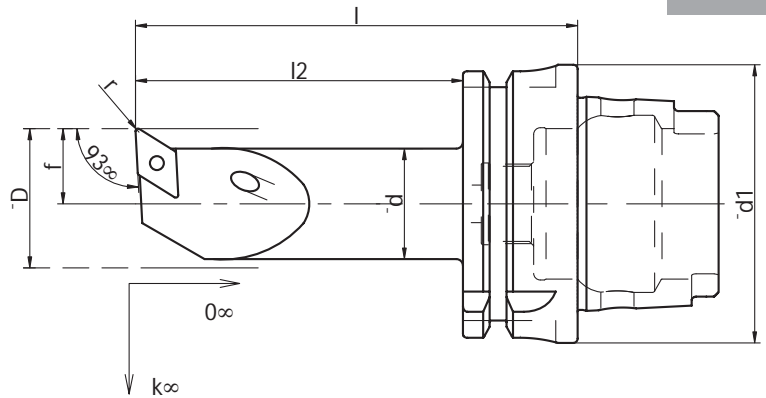
* HSK32 only type C

ICTM standard



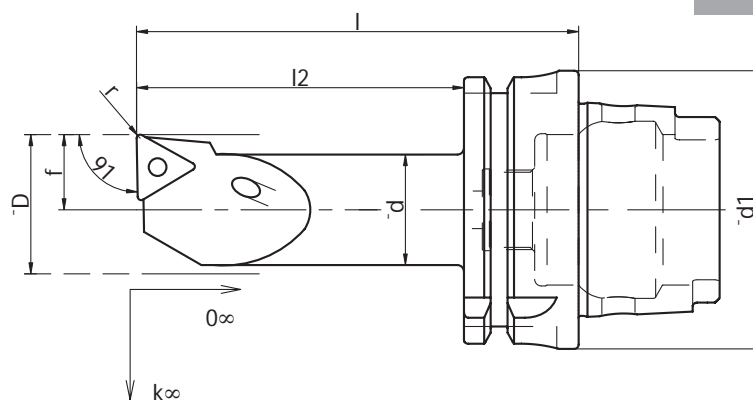
Code N.	d1	d	l	l2	f	k°	D	r	Inserts N.	Support pad	Bush	Screw
H32C20SCLCL/R09*	32	20	70	55	13	-8	25	0.8	CC..09T3..	--	--	TR12
H32C25SCLCL/R09*	32	25	85	70	17	-5	32	0.8	CC..09T3..	SPCC09	VTA02	TR14
H40A20SCLCL/R09	40	20	75	55	13	-8	25	0.8	CC..09T3..	--	--	TR12
H40A25SCLCL/R12	40	25	90	70	17	-5	32	0.8	CC..1204..	--	--	TR13
H40A32SCLCL/R12	40	32	110	90	22	-5	40	0.8	CC..1204..	SPCC12	VTA01	TR4
H50A20SCLCL/R09	50	20	85	59	13	-8	25	0.8	CC..09T3..	--	--	TR12
H50A25SCLCL/R12	50	25	100	74	17	-5	32	0.8	CC..1204..	--	--	TR13
H50A32SCLCL/R12	50	32	120	94	22	-5	40	0.8	CC..1204..	SPCC12	VTA01	TR4
H50A40SCLCL/R12	50	40	140	114	27	-5	50	0.8	CC..1204..	SPCC12	VTA01	TR4
H63A20SCLCL/R09	63	20	85	59	13	-8	25	0.8	CC..09T3..	--	--	TR12
H63A25SCLCL/R12	63	25	100	74	17	-5	32	0.8	CC..1204..	--	--	TR13
H63A32SCLCL/R12	63	32	120	94	22	-5	40	0.8	CC..1204..	SPCC12	VTA01	TR4
H63A40SCLCL/R12	63	40	140	114	27	-5	50	0.8	CC..1204..	SPCC12	VTA01	TR4
H100A40SCLCL/R12	100	40	160	131	27	-5	50	0.8	CC..1204..	SPCC12	VTA01	TR4
H100A50SCLCL/R12	100	50	190	161	35	-5	63	0.8	CC..1204..	SPCC12	VTA01	TR4

* HSK32 only type C
ICTM standard



Code N.	d1	d	l	l2	f	k°	D	r	Inserts N.	Support pad	Bush	Screw
H32C20SDUCL/R11*	32	20	70	55	13	-8	25	0.8	DC..11T3..	-	-	TR12
H32C25SDUCL/R11*	32	25	85	70	17	-5	32	0.8	DC..11T3..	-	-	TR14
H40A20SDUCL/R11	40	20	75	55	13	-8	25	0.8	DC..11T3..	-	-	TR12
H40A25SDUCL/R11	40	25	90	70	17	-5	32	0.8	DC..11T3..	-	-	TR14
H40A32SDUCL/R11	40	32	110	90	22	-5	40	0.8	DC..11T3..	SPDC11	VTA02	TR8
H50A20SDUCL/R11	50	20	85	59	13	-8	25	0.8	DC..11T3..	-	-	TR12
H50A25SDUCL/R11	50	25	100	74	17	-5	32	0.8	DC..11T3..	-	-	TR14
H50A32SDUCL/R11	50	32	120	94	22	-5	40	0.8	DC..11T3..	SPDC11	VTA02	TR8
H63A20SDUCL/R11	63	20	85	59	13	-8	25	0.8	DC..11T3..	-	-	TR12
H63A25SDUCL/R11	63	25	100	74	17	-5	32	0.8	DC..11T3..	-	-	TR14
H63A32SDUCL/R11	63	32	120	94	22	-5	40	0.8	DC..11T3..	SPDC11	VTA02	TR8
H100A40SDUCL/R11	100	40	160	131	27	-5	50	0.8	DC..11T3..	SPDC11	VTA02	TR8
H100A50SDUCL/R11	100	50	190	161	35	-5	63	0.8	DC..11T3..	SPDC11	VTA02	TR8

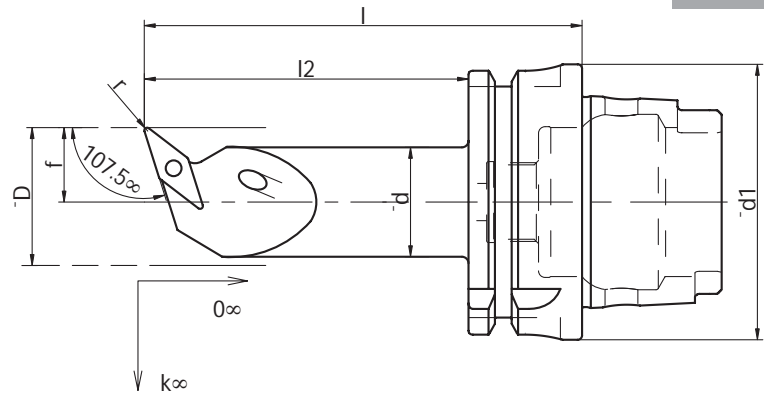
* HSK32 only type C
ICTM standard



Code N.	d1	d	l	l2	f	k°	D	r	Inserts N.	Support pad	Bush	Screw
H32C20STFCL/R11*	32	20	70	55	13	-8	25	0.4	TC..1102..	-	-	TR1
H32C25STFCL/R16*	32	25	85	70	17	-5	32	0.8	TC..16T3..	-	-	TR14
H40A20STFCL/R11	40	20	75	55	13	-8	25	0.4	TC..1102..	-	-	TR1
H40A25STFCL/R16	40	25	90	70	17	-5	32	0.8	TC..16T3..	-	-	TR14
H40A32STFCL/R16	40	32	110	90	22	-5	40	0.8	TC..16T3..	SPTC16	VTA02	TR8
H50A20STFCL/R11	50	20	85	59	13	-8	25	0.4	TC..1102..	-	-	TR1
H50A25STFCL/R16	50	25	100	74	17	-5	32	0.8	TC..16T3..	-	-	TR14
H50A32STFCL/R16	50	32	120	94	22	-5	40	0.8	TC..16T3..	SPTC16	VTA02	TR8
H50A40STFCL/R16	50	40	140	114	27	-5	50	0.8	TC..16T3..	SPTC16	VTA02	TR8
H63A20STFCL/R11	63	20	85	59	13	-8	25	0.4	TC..1102..	-	-	TR1
H63A25STFCL/R16	63	25	100	74	17	-5	32	0.8	TC..16T3..	-	-	TR14
H63A32STFCL/R16	63	32	120	94	22	-5	40	0.8	TC..16T3..	SPTC16	VTA02	TR8
H63A40STFCL/R16	63	40	140	114	27	-5	50	0.8	TC..16T3..	SPTC16	VTA02	TR8
H100A40STFCL/R16	100	40	160	131	27	-5	50	0.8	TC..16T3..	SPTC16	VTA02	TR8
H100A50STFCL/R16	100	50	190	161	35	-5	63	0.8	TC..16T3..	SPTC16	VTA02	TR8

* HSK32 only type C

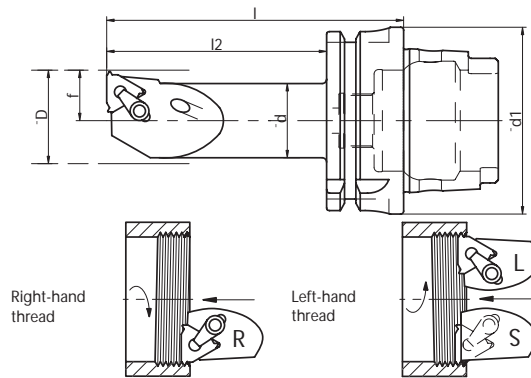
ICTM standard






Code N.	d1	d	l	l2	f	k°	D	r	Inserts N.	Support pad	Bush	Screw
H32C20SVQBL/R11*	32	20	70	55	13	-8	25	0.4	VB..1102..	-	-	TR1
H32C25SVQBL/R11*	32	25	85	70	17	-5	32	0.4	VB..1102..	-	-	TR1
H40A20SVQBL/R11	40	20	75	55	13	-8	25	0.4	VB..1102..	-	-	TR1
H40A25SVQBL/R11	40	25	90	70	17	-5	32	0.4	VB..1102..	-	-	TR1
H40A32SVQBL/R16	40	32	110	90	22	-10	40	0.8	VB..1604..	SPVC16	VTA02	TR8
H50A20SVQBL/R11	50	20	85	59	13	-8	25	0.4	VB..1102..	-	-	TR1
H50A25SVQBL/R11	50	25	100	74	17	-5	32	0.4	VB..1102..	-	-	TR1
H50A32SVQBL/R16	50	32	120	94	22	-10	40	0.8	VB..1604..	SPVC16	VTA02	TR8
H50A40SVQBL/R16	50	40	140	114	27	-10	50	0.8	VB..1604..	SPVC16	VTA02	TR8
H63A20SVQBL/R11	63	20	85	59	13	-8	25	0.4	VB..1102..	-	-	TR1
H63A25SVQBL/R11	63	25	100	74	17	-5	32	0.4	VB..1102..	-	-	TR1
H63A32SVQBL/R16	63	32	120	94	22	-10	40	0.8	VB..1604..	SPVC16	VTA02	TR8
H63A40SVQBL/R16	63	40	140	114	27	-10	50	0.8	VB..1604..	SPVC16	VTA02	TR8
H100A40SVQBL/R16	100	40	160	131	27	-10	50	0.8	VB..1604..	SPVC16	VTA02	TR8
H100A50SVQBL/R16	100	50	190	161	35	-8	63	0.8	VB..1604..	SPVC16	VTA02	TR8

* HSK32 only type C

ICTM standard

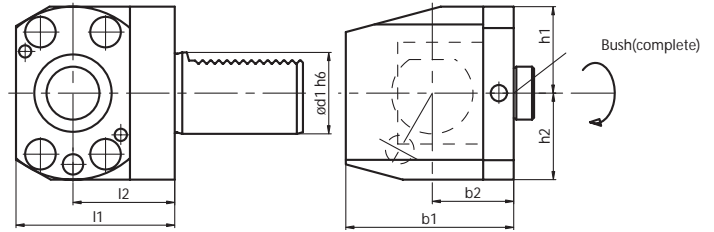


Code N.	d1	d	l	l2	f	D	Insert N.	Support pad	Screw	Clamp
H32C20THEL16 *	32	20	65	50	13	25	16IL			
H32C20THER16 *	32	20	65	50	13	25	16IR	SPTF16	VT26	STF13
H32C20THES16 *	32	20	65	50	13	25	16IL	SPTF16	VT26	STF13
H32C25THEL16 *	32	25	80	65	17	32	16IL	SPTF16	VT26	STF13
H32C25THER16 *	32	25	80	65	17	32	16IR	SPTF16	VT26	STF13
H32C25THES16 *	32	25	80	65	17	32	16IL	SPTF16	VT26	STF13
H40A20THEL16	40	20	75	55	13	25	16IL	SPTF16	VT26	STF13
H40A20THER16	40	20	75	55	13	25	16IR	SPTF16	VT26	STF13
H40A20THES16	40	20	75	55	13	25	16IL	SPTF16	VT26	STF13
H40A25THEL16	40	25	90	70	17	32	16IL	SPTF16	VT26	STF13
H40A25THER16	40	25	90	70	17	32	16IR	SPTF16	VT26	STF13
H40A25THES16	40	25	90	70	17	32	16IL	SPTF16	VT26	STF13
H40A32THEL16	40	32	110	90	22	40	16IL	SPTF16	VT26	STF13
H40A32THER16	40	32	110	90	22	40	16IR	SPTF16	VT26	STF13
H40A32THES16	40	32	110	90	22	40	16IL	SPTF16	VT26	STF13
H50A20THEL16	50	20	85	59	13	25	16IL	SPTF16	VT26	STF13
H50A20THER16	50	20	85	59	13	25	16IR	SPTF16	VT26	STF13
H50A20THES16	50	20	85	59	13	25	16IL	SPTF16	VT26	STF13
H50A25THEL16	50	25	100	74	17	32	16IL	SPTF16	VT26	STF13
H50A25THER16	50	25	100	74	17	32	16IR	SPTF16	VT26	STF13
H50A25THES16	50	25	100	74	17	32	16IL	SPTF16	VT26	STF13
H50A32THEL16	50	32	120	94	22	40	16IL	SPTF16	VT26	STF13
H50A32THER16	50	32	120	94	22	40	16IR	SPTF16	VT26	STF13
H50A32THES16	50	32	120	94	22	40	16IL	SPTF16	VT26	STF13
H50A40THEL16	50	40	140	114	27	50	16IL	SPTF16	VT26	STF13
H50A40THER16	50	40	140	114	27	50	16IR	SPTF16	VT26	STF13
H50A40THES16	50	40	140	114	27	50	16IL	SPTF16	VT26	STF13
H63A20THEL16	63	20	85	59	13	25	16IL	SPTF16	VT26	STF13
H63A20THER16	63	20	85	59	13	25	16IR	SPTF16	VT26	STF13
H63A20THES16	63	20	85	59	13	25	16IL	SPTF16	VT26	STF13
H63A25THEL16	63	25	100	74	17	32	16IL	SPTF16	VT26	STF13
H63A25THER16	63	25	100	74	17	32	16IR	SPTF16	VT26	STF13
H63A25THES16	63	25	100	74	17	32	16IL	SPTF16	VT26	STF13
H63A32THEL16	63	32	120	94	22	40	16IL	SPTF16	VT26	STF13
H63A32THER16	63	32	120	94	22	40	16IR	SPTF16	VT26	STF13
H63A32THES16	63	32	120	94	22	40	16IL	SPTF16	VT26	STF13
H63A40THEL16	63	40	140	114	27	50	16IL	SPTF16	VT26	STF13
H63A40THER16	63	40	140	114	27	50	16IR	SPTF16	VT26	STF13
H63A40THES16	63	40	140	114	27	50	16IL	SPTF16	VT26	STF13
H100A40THEL16	100	40	160	131	27	50	16IL	SPTF16	VT26	STF13
H100A40THER16	100	40	160	131	27	50	16IR	SPTF16	VT26	STF13
H100A40THES16	100	40	160	131	27	50	16IL	SPTF16	VT26	STF13

* HSK32 only type C
ICTM standard

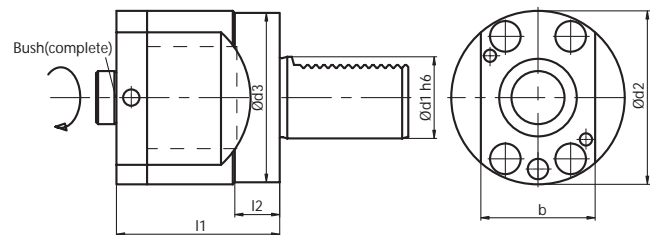
DIN 69893 A+C

RADIAL WERKZEUGHALTER, MIT HSK KUPPLUNG POTRE-OUTIL RADIAL AVEC ATTAQUE HSK
 RADIAL TOOL-HOLDER WITH HSK COUPLING PORTAUTENSILE RADIALE PER UTENSILI CON ATTACCO HSK



Code N.	Description	d1	b1	b2	h1	h2	l1	l2	Bush (complete)
118-03001	H32AOV30L	30	65	30	28	33	58	40	H32ABSL
118-03002	H32AOV30R	30	65	30	28	33	58	40	H32ABSL
118-04001	H32AOV40L	40	80	40	30	40	58	40	H32ABSL
118-04002	H32AOV40R	40	80	40	30	40	58	40	H32ABSL
118-04003	H40AOV40L	40	80	40	34	40	67.5	45	H40ABSL
118-04004	H40AOV40R	40	80	40	34	40	67.5	45	H40ABSL
118-04005	H50AOV40L	40	80	40	42.5	42.5	78	50	H50ABSL
118-04006	H50AOV40R	40	80	40	42.5	42.5	78	50	H50ABSL
118-05001	H50AOV50L	50	90	40	42.5	48	78	50	H50ABSL
118-05002	H50AOV50R	50	90	40	42.5	48	78	50	H50ABSL
118-05003	H63AOV50L	50	90	40	53	53	90	55	H63ABSL
118-05004	H63AOV50R	50	90	40	53	53	90	55	H63ABSL

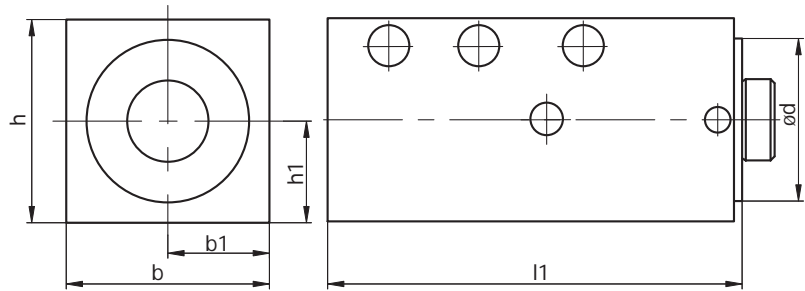
AXIAL WERKZEUGHALTER MIT HSK KUPPLUNG PORTE-OUTIL AXIAL AVEC ATTAQUE HSK
 AXIAL TOOLHOLDER WITH HSK COUPLING PORTAUTENSILE ASSIALE PER UTENSILI CON ATTACCO HSK



Code N.	Description	d1	d2	d3	b	l1	l2	Bush (complete)
118-03003	H32ADV30	30	55	68	36	52	22	H32ABSL
118-04007	H32ADV40	40	55	83	36	52	22	H32ABSL
118-04008	H40ADV40	40	68	83	45	60	22	H40ABSL
118-04009	H50ADV40	40	85	83	56	75	25	H50ABSL
118-05005	H50ADV50	50	85	98	56	75	30	H50ABSL
118-04013	H63ADV40	40	106	83	70	90	25	H63ABSL
118-05006	H63ADV50	50	106	98	70	90	33	H63ABSL

WERKZEUGHALTER MIT VIERECKIGEM SCHAFT UND HSK KUPPLUNG
 TOOLHOLDER WITH SQUARE SHANK AND HSK ATTACHMENT

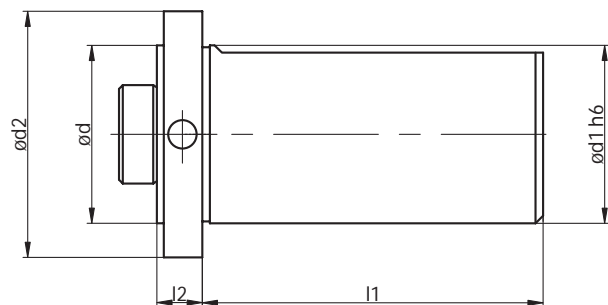
PORTE-OUTIL AVEC QUEUE CARÉE ET ATTAQUE HSK
 PORTAUTENSILE A STELO QUADRO CON ATTACCO HSK



Code N.	Description	d	b	b1	h	h1	l1
137-00001	H40ASTQ50L	40	48	24	50	25	120
137-00002	H40ASTQ50R	40	48	24	50	25	120
137-00039	H50ASTQ50L	50	50	25	50	25	140
137-00040	H50ASTQ50R	50	50	25	50	25	140

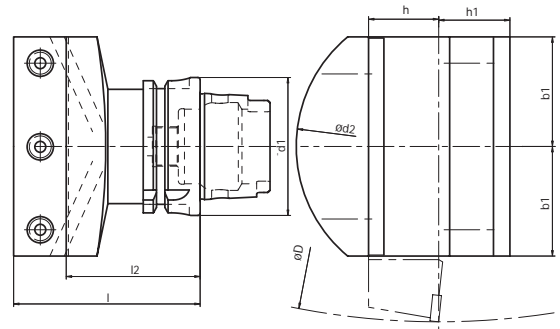
WERKZEUGHALTER MIT ZYLINDRISCHEM SCHAFT UND HSK KUPPLUNG
 TOOLHOLDER WITH CYLINDRICAL SHANK AND HSK ATTACHMENT

PORTE-OUTIL AVEC QUEUE CYLINDRIQUE ET ATTAQUE HSK
 PORTAUTENSILE A STELO CILINDRICO CON ATTACCO HSK



Code N.	Description	d	d1	d2	l1	l2
137-00003	H40ASTC40	40	40	50	80	12
137-00041	H50ASTC40	50	40	50	80	30
137-00104	H63ASTC50	63	50	63	160	36

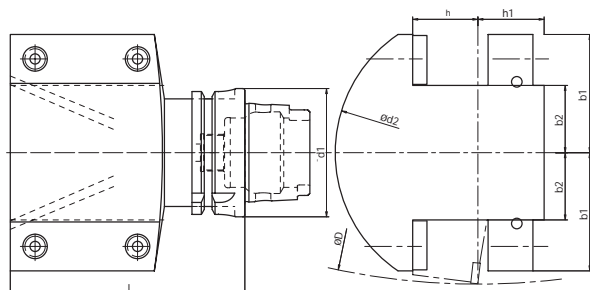
RADIAL WERKZEUGHALTER PORTE-OUTIL RADIAL
 RADIAL TOOLHOLDER PORTAUTENSILE RADIALE



Code N.	Description	d1	d2	D	b1	h	h1	l	l2
141-11408	H63ARAD32/25	63	130	340	50	32/25	32.5	85	50

ICTM standard

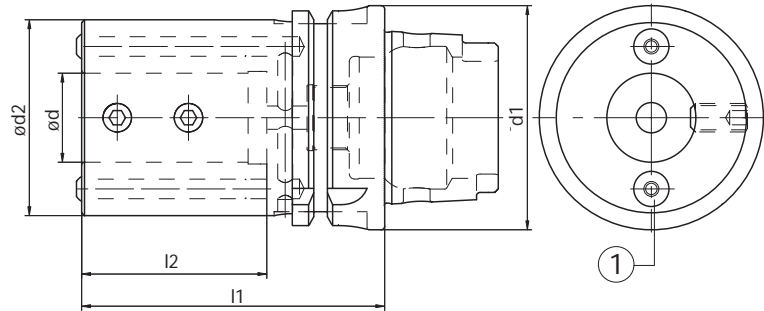
AXIAL WERKZEUGHALTER PORTE-OUTIL AXIAL
 AXIAL TOOLHOLDER PORTAUTENSILE ASSIALE




Code N.	Description	d	d2	D	b1	b2	h	h1	l
142-11406	H63AAX32/25	63	140	340	58	33	32/25	32.5	120

ICTM standard

AXIAL BOHRSTANGENHALTER PORTE-OUTIL POUR BARRES D'ALEPAGE AXIAL
 AXIAL BORING BAR HOLDER PORTAUTENSILE PER BARENI, ASSIALE



Code N.	Description	d1	d	d2	l1	l2	Coolant noose
							
145-21101 *	H32CAX-E2x08	32	8	32	45	30	PWZ1008D8X06
145-21102 *	H32CAX-E2x10	32	10	34	45	30	PWZ1008D8X06
145-21103 *	H32CAX-E2x12	32	12	36	45	30	PWZ1008D8X06
145-21104 *	H32CAX-E2x16	32	16	40	50	35	PWZ1008D8X06
145-21201	H40AAX-E2x08	40	8	32	60	37	PWZ1008D8X06
145-21202	H40AAX-E2x10	40	10	34	60	37	PWZ1008D8X06
145-21203	H40AAX-E2x12	40	12	36	65	40	PWZ1008D8X06
145-21204	H40AAX-E2x16	40	16	40	70	42	PWZ1008D8X06
145-21205	H40AAX-E2x20	40	20	45	70	42	PWZ1008D10X7
145-21306	H50AAX-E2x10	50	10	38	75	45	PWZ1008D10X7
145-21307	H50AAX-E2x12	50	12	40	75	45	PWZ1008D10X7
145-21308	H50AAX-E2x16	50	16	45	80	50	PWZ1008D10X7
145-21309	H50AAX-E2x20	50	20	50	80	47	PWZ1008D10X7
145-21310	H50AAX-E2x25	50	25	55	85	50	PWZ1008D8X06
145-21402	H63AAX-E2x08	63	8	32	70	40	PWZ1008D10X7
145-21403	H63AAX-E2x10	63	10	38	75	45	PWZ1008D10X7
145-21404	H63AAX-E2x12	63	12	40	75	45	PWZ1008D10x7
145-21406	H63AAX-E2x16	63	16	45	80	50	PWZ1008D10x7
145-21408	H63AAX-E2x20	63	20	50	80	50	PWZ1008D10X7
145-21409	H63AAX-E2x25	63	25	55	85	52	PWZ1008D10X7
145-21410	H63AAX-E2x32	63	32	72	95	58	PWZ1008D10X7
145-21411	H63AAX-E2x40	63	40	80	120	72	PWZ1008D12X8
145-21606	H100AAX-E2x16	100	16	45	85	48	PWZ1008D12X8
145-21607	H100AAX-E2x20	100	20	50	85	48	PWZ1008D10X7
145-21601	H100AAX-E2x25	100	25	55	85	48	PWZ1008D10X7
145-21602	H100AAX-E2x32	100	32	72	95	58	PWZ1008D12X8
145-21603	H100AAX-E2x40	100	40	80	110	73	PWZ1008D12X8
145-21604	H100AAX-E2x50	100	50	90	120	82	PWZ1008D12X8

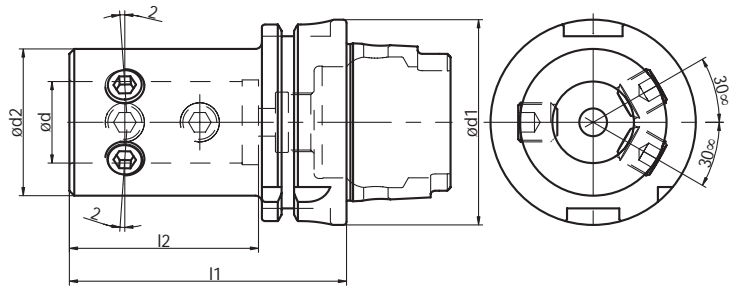
* HSK32 only type C

ICTM standard

Con refrigerante interno ed esterno - With internal and external coolant

AXIAL WERKZEUGHALTER FÜR WENDELPLATTENBOHRER
MIT INNERER KÜHLMITTELZUFUHR
AXIAL HOLDER FOR INDEXABLE INSERT DRILLS
WITH INTERNAL COOLANT SUPPLY

PORTE-OUTIL POUR FORETS A PLAQUETTES AVEC
ALIMENTATION INTERNE DU LIQUIDE D'ARROSAGE, AXIAL
PORTAUTENSILE PER PUNTE AD INSERTI CON
PASSAGGIO REFRIGERANTE INTERNO, ASSIALE



Code N.	Description	d1	d	d2	l1	l2
* 145-11101	H32CAX-E1x16	32	16	36	65	54
145-11201	H40AAX-E1x16	40	16	36	75	54
145-11202	H40AAX-E1x20	40	20	40	75	54
145-11301	H50AAX-E1x16	50	16	36	80	54
145-11302	H50AAX-E1x20	50	20	40	80	54
145-11303	H50AAX-E1x25	50	25	45	85	59
145-11406	H63AAX-E1x16	63	16	36	80	54
145-11408	H63AAX-E1x20	63	20	40	80	54
145-11409	H63AAX-E1x25	63	25	45	85	59
145-11410	H63AAX-E1x32	63	32	52	90	63
145-11411	H63AAX-E1x40	63	40	65	100	73
145-11604	H100AAX-E1x16	100	16	36	85	54
145-11605	H100AAX-E1x20	100	20	40	85	54
145-11601	H100AAX-E1x25	100	25	45	90	59
145-11602	H100AAX-E1x32	100	32	52	95	63
145-11603	H100AAX-E1x40	100	40	65	105	73

* HSK32 only type C

ICTM standard

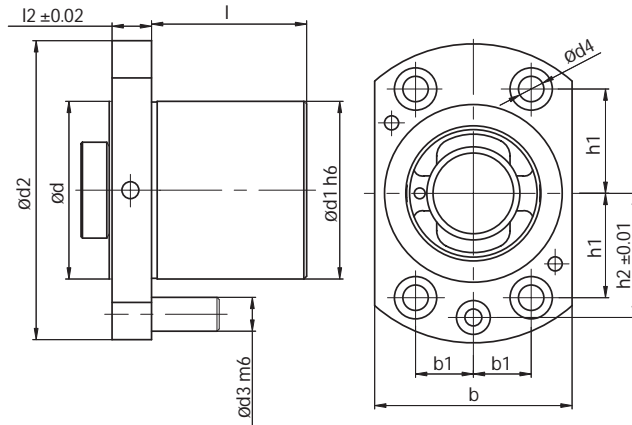
Für werkzeuge mit weldon oder whistle notch schaft

For weldon and whistle notch tools

Pour weldon et whistle notch outils

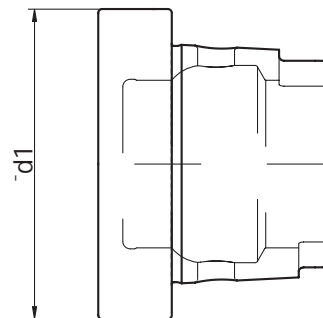
Per utensili weldon e whistle notch

EINSÄTZE MIT HSK KUPPLUNG ADAPTEUR AVEC ATTAQUE HSK
 ADAPTER WITH HSK ATTACHMENT BUSSOLA CON ATTACCO HSK



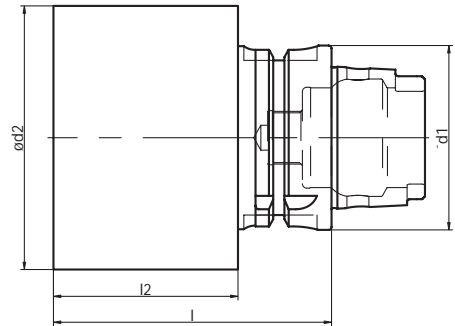
Code N.	d	d1	d2	d3	d4	l	l2	b	b1	h1	h2
H32ABSL	32	32	55	6	5.5	27	10	36	10.5	19.2	22
H40ABSL	40	40	68	8	6.5	33	12	45	13.5	23	27
H50ABSL	50	50	85	10	9	42	15	56	16	30	35
H63ABSL	63	63	106	12	9	55	15	70	20.5	37	44

WERSCHLUBDECKEL BOUCHON DE PROTECTION
 BLANKING PLUG TAPPO DI PROTEZIONE



Code N.	d1
H32ATP	32
H40ATP	40
H50ATP	50
H63ATP	63

ROHLINGE FÜR SONDERWERKZEUGE EBAUCHES POUR PORTE-OUTILS SPECIAUX
 BLANK TOOLHOLDER FOR SPECIAL TOOLS SEMILAVORATI PER UTENSILI SPECIALI



Code N.	d1	d2	l	l2
H32A040110SML *	32	40	110	98
H32A050125SML *	32	50	125	113
H32A070065SML *	32	70	65	53
H32A090075SML *	32	90	75	63
H40A040095SML	40	40	95	71
H40A060160SML	40	60	160	136
H40A080075SML	40	80	75	51
H40A100085SML	40	100	85	61
H50A050125SML	50	50	125	94
H50A075170SML	50	75	170	139
H50A090080SML	50	90	80	49
H50A110090SML	50	110	90	59
H63A080190SML	63	80	190	158
H63A110085SML	63	110	85	53
H63A130095SML	63	130	95	63

* HSK32 only type C
 ICTM standard

